

2020 Fall Graduation Survey

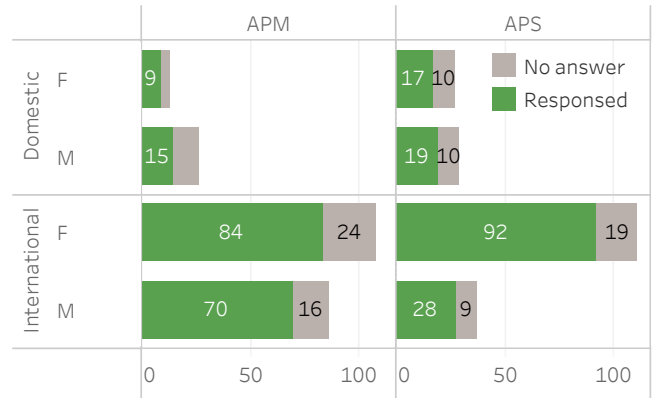
実施期間：2020/9/2～2020/9/30

対象者：2020年9月卒業の学部生

Summary

回答者数 / Number of Respondents

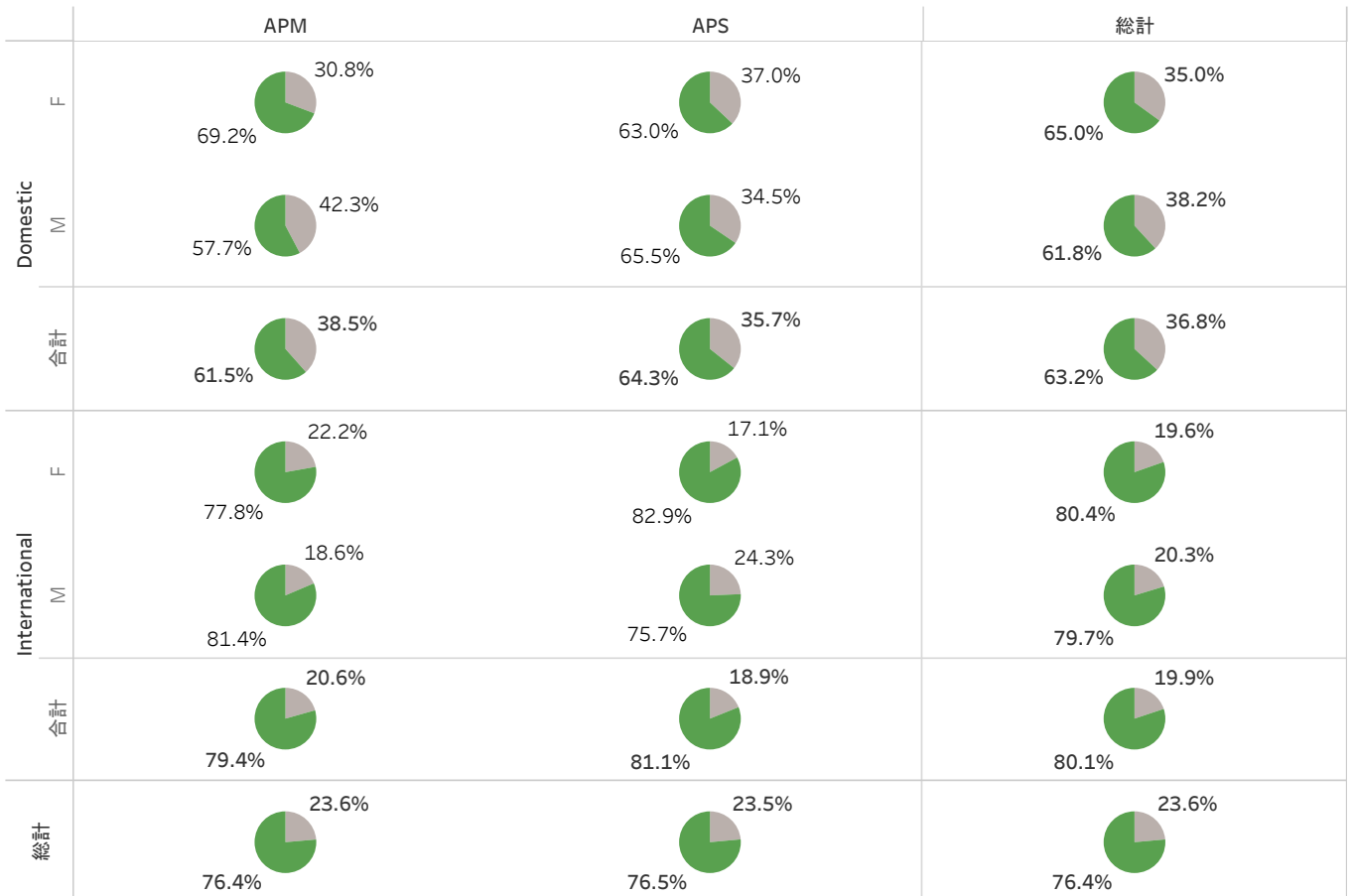
		APM	APS	総計
Domestic	F	9 / 13	17 / 27	26 / 40
	M	15 / 26	19 / 29	34 / 55
	合計	24 / 39	36 / 56	60 / 95
International	F	84 / 108	92 / 111	176 / 219
	M	70 / 86	28 / 37	98 / 123
	合計	154 / 194	120 / 148	274 / 342
総計		178 / 233	156 / 204	334 / 437



回答率 / Response Rate

		APM	APS	総計
Domestic	F	69.2%	63.0%	65.0%
	M	57.7%	65.5%	61.8%
	合計	61.5%	64.3%	63.2%
International	F	77.8%	82.9%	80.4%
	M	81.4%	75.7%	79.7%
	合計	79.4%	81.1%	80.1%
総計		76.4%	76.5%	76.4%

回答率 / Response Rate [Graph]



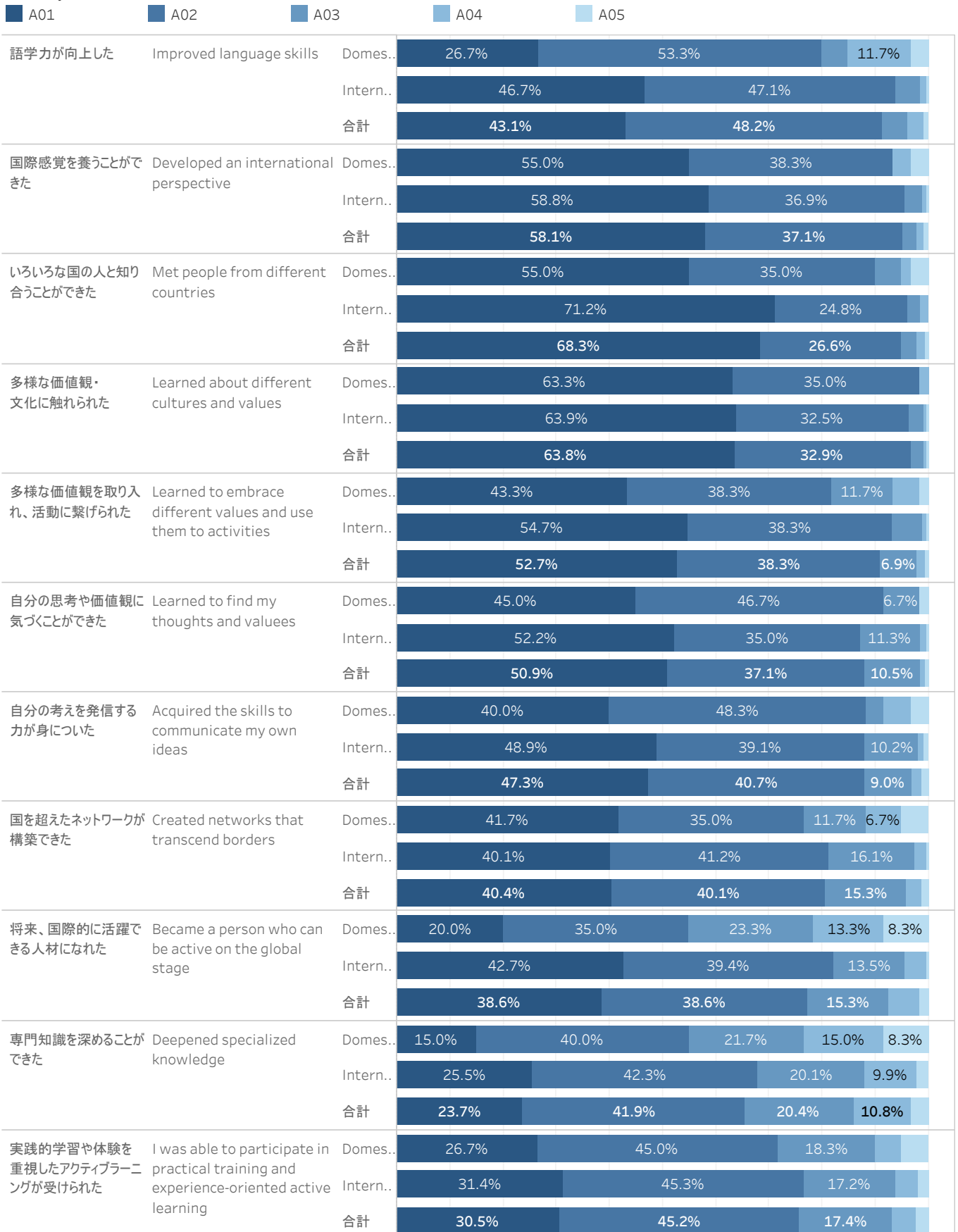
Experienced growth 1/2

			A01	A02	A03	A04	A05	総計
			とても実感している Very much	ある程度実感している To a certain degree	どちらとも言えない Neutral	あまり実感していない Not much	全く実感していない Not at all	
語学力が向上した	Improved language skills	Domestic	16 (26.7%)	32 (53.3%)	3 (5.0%)	7 (11.7%)	2 (3.3%)	60 (100%)
		International	128 (46.7%)	129 (47.1%)	13 (4.7%)	3 (1.1%)	1 (0.4%)	274 (100%)
		合計	144 (43.1%)	161 (48.2%)	16 (4.8%)	10 (3.0%)	3 (0.9%)	334 (100%)
国際感覚を養うことができた	Developed an international perspective	Domestic	33 (55.0%)	23 (38.3%)		2 (3.3%)	2 (3.3%)	60 (100%)
		International	161 (58.8%)	101 (36.9%)	9 (3.3%)	2 (0.7%)	1 (0.4%)	274 (100%)
		合計	194 (58.1%)	124 (37.1%)	9 (2.7%)	4 (1.2%)	3 (0.9%)	334 (100%)
いろいろな国の人と知り合うことができた	Met people from different countries	Domestic	33 (55.0%)	21 (35.0%)	3 (5.0%)	1 (1.7%)	2 (3.3%)	60 (100%)
		International	195 (71.2%)	68 (24.8%)	7 (2.6%)	4 (1.5%)		274 (100%)
		合計	228 (68.3%)	89 (26.6%)	10 (3.0%)	5 (1.5%)	2 (0.6%)	334 (100%)
多様な価値観・文化に触れた	Learned about different cultures and values	Domestic	38 (63.3%)	21 (35.0%)		1 (1.7%)		60 (100%)
		International	175 (63.9%)	89 (32.5%)	8 (2.9%)	1 (0.4%)	1 (0.4%)	274 (100%)
		合計	213 (63.8%)	110 (32.9%)	8 (2.4%)	2 (0.6%)	1 (0.3%)	334 (100%)
多様な価値観を取り入れ、活動に繋げられた	Learned to embrace different values and use them to activities	Domestic	26 (43.3%)	23 (38.3%)	7 (11.7%)	3 (5.0%)	1 (1.7%)	60 (100%)
		International	150 (54.7%)	105 (38.3%)	16 (5.8%)	2 (0.7%)	1 (0.4%)	274 (100%)
		合計	176 (52.7%)	128 (38.3%)	23 (6.9%)	5 (1.5%)	2 (0.6%)	334 (100%)
自分の思考や価値観に気づくことができた	Learned to find my thoughts and values	Domestic	27 (45.0%)	28 (46.7%)	4 (6.7%)		1 (1.7%)	60 (100%)
		International	143 (52.2%)	96 (35.0%)	31 (11.3%)	3 (1.1%)	1 (0.4%)	274 (100%)
		合計	170 (50.9%)	124 (37.1%)	35 (10.5%)	3 (0.9%)	2 (0.6%)	334 (100%)
自分の考えを発信する力が高まった	Acquired the skills to communicate my own ideas	Domestic	24 (40.0%)	29 (48.3%)	2 (3.3%)	3 (5.0%)	2 (3.3%)	60 (100%)
		International	134 (48.9%)	107 (39.1%)	28 (10.2%)	3 (1.1%)	2 (0.7%)	274 (100%)
		合計	158 (47.3%)	136 (40.7%)	30 (9.0%)	6 (1.8%)	4 (1.2%)	334 (100%)
国を超えたネットワークが構築できた	Created networks that transcend borders	Domestic	25 (41.7%)	21 (35.0%)	7 (11.7%)	4 (6.7%)	3 (5.0%)	60 (100%)
		International	110 (40.1%)	113 (41.2%)	44 (16.1%)	6 (2.2%)	1 (0.4%)	274 (100%)
		合計	135 (40.4%)	134 (40.1%)	51 (15.3%)	10 (3.0%)	4 (1.2%)	334 (100%)
将来、国際的に活躍できる人材になれた	Became a person who can be active on the global stage	Domestic	12 (20.0%)	21 (35.0%)	14 (23.3%)	8 (13.3%)	5 (8.3%)	60 (100%)
		International	117 (42.7%)	108 (39.4%)	37 (13.5%)	11 (4.0%)	1 (0.4%)	274 (100%)
		合計	129 (38.6%)	129 (38.6%)	51 (15.3%)	19 (5.7%)	6 (1.8%)	334 (100%)
専門知識を深めることができた	Deepened specialized knowledge	Domestic	9 (15.0%)	24 (40.0%)	13 (21.7%)	9 (15.0%)	5 (8.3%)	60 (100%)
		International	70 (25.5%)	116 (42.3%)	55 (20.1%)	27 (9.9%)	6 (2.2%)	274 (100%)
		合計	79 (23.7%)	140 (41.9%)	68 (20.4%)	36 (10.8%)	11 (3.3%)	334 (100%)
実践的学習や体験を重視したアクティブラーニングが受け入れられた	I was able to participate in practical training and experience-oriented active learning	Domestic	16 (26.7%)	27 (45.0%)	11 (18.3%)	3 (5.0%)	3 (5.0%)	60 (100%)
		International	86 (31.4%)	124 (45.3%)	47 (17.2%)	12 (4.4%)	5 (1.8%)	274 (100%)
		合計	102 (30.5%)	151 (45.2%)	58 (17.4%)	15 (4.5%)	8 (2.4%)	334 (100%)

Experienced growth 2/2

Q.APUで過ごした学生生活について、以下のことをどの程度実感しましたか？/ Q.Please indicate the degree to which you experienced growth in the following areas as a student at APU.

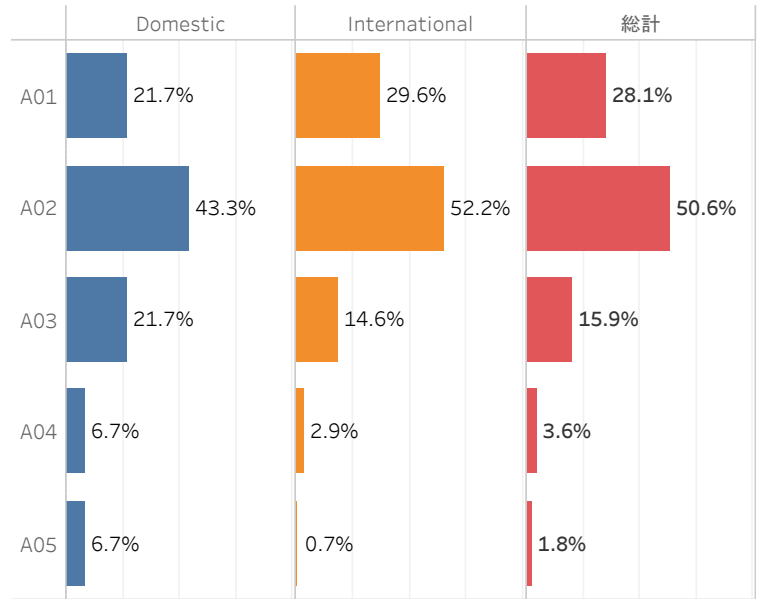
A01:Very much << A03:Neutral >> A05:Not at all



Sense of belonging to and satisfaction with APU

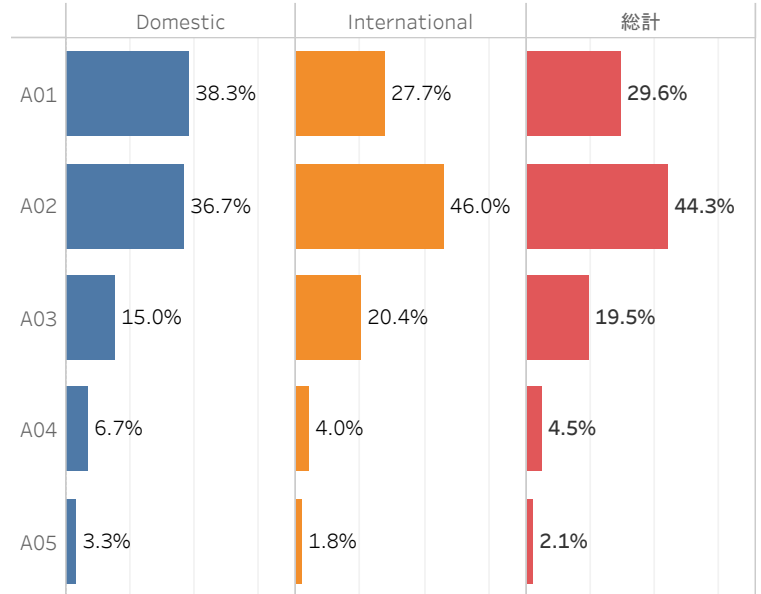
帰属意識 / Sense of belonging to APU

		Domes..	Intern..	総計
A01	強く感じている	13	81	94
A02	感じている	26	143	169
A03	どちらとも言えない	13	40	53
A04	感じていない	4	8	12
A05	まったく感じていない	4	2	6
総計		60	274	334



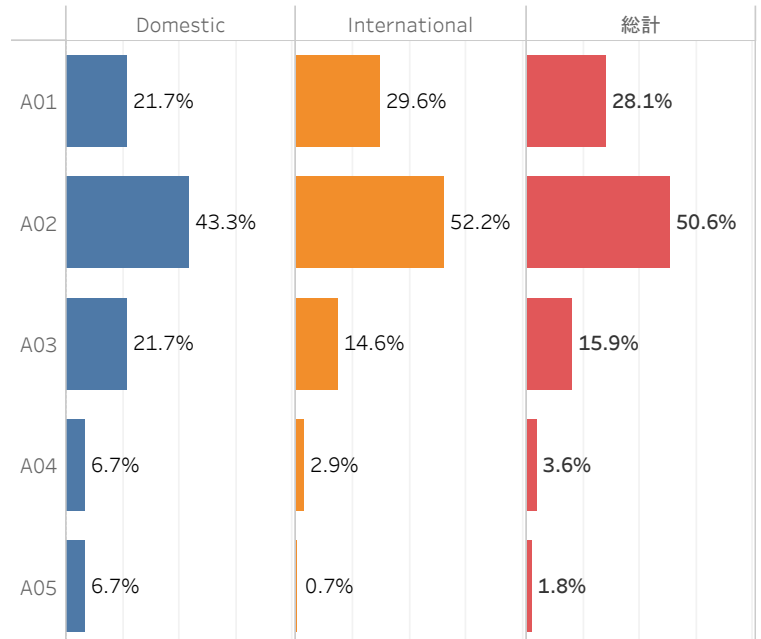
誇り / Sense of satisfaction with APU

		Domes..	Intern..	総計
A01	誇りに思う	23	76	99
A02	ある程度誇りに思う	22	126	148
A03	どちらとも言えない	9	56	65
A04	あまり誇りに思わない	4	11	15
A05	誇りに思わない	2	5	7
総計		60	274	334



推薦 / I would recommend APU to other

		Domes..	Intern..	総計
A01	勧めたいと思う	21	63	84
A02	ある程度勧めたいと思う	24	129	153
A03	どちらとも言えない	12	62	74
A04	あまり勧めたいと思わない	1	16	17
A05	勧めたいと思わない	2	4	6
総計		60	274	334



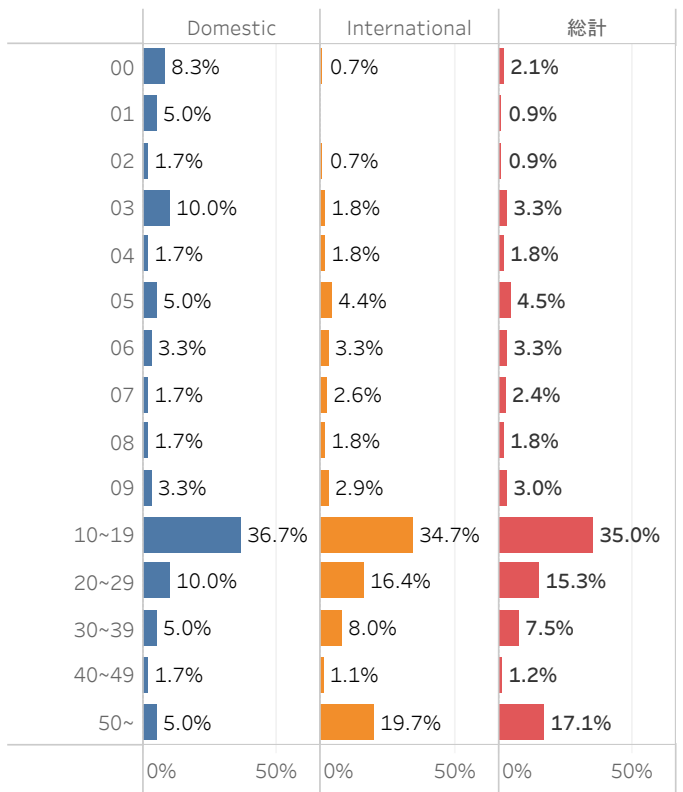
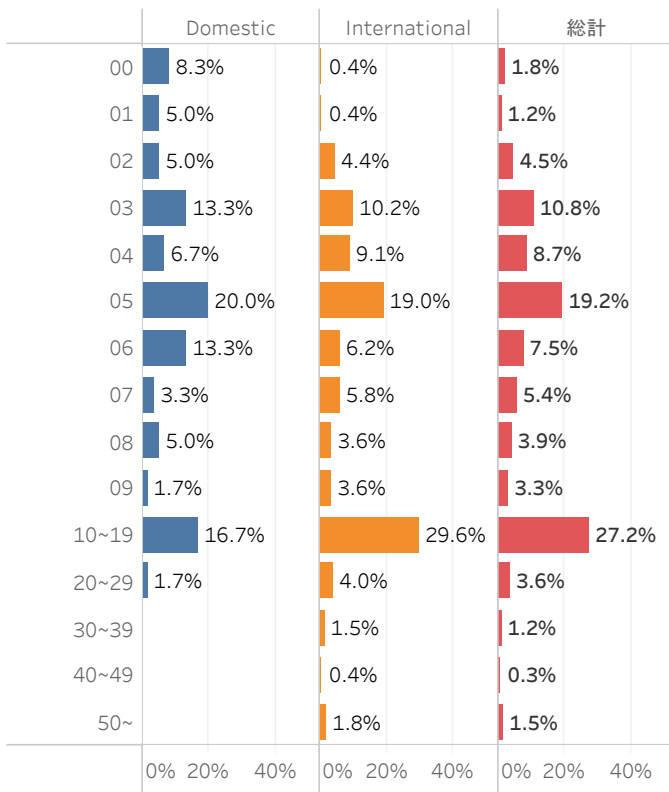
Friends

国籍・地域数 / Number of countries or regions

	Domestic		International		総計	
00	5	8.3%	1	0.4%	6	1.8%
01	3	5.0%	1	0.4%	4	1.2%
02	3	5.0%	12	4.4%	15	4.5%
03	8	13.3%	28	10.2%	36	10.8%
04	4	6.7%	25	9.1%	29	8.7%
05	12	20.0%	52	19.0%	64	19.2%
06	8	13.3%	17	6.2%	25	7.5%
07	2	3.3%	16	5.8%	18	5.4%
08	3	5.0%	10	3.6%	13	3.9%
09	1	1.7%	10	3.6%	11	3.3%
10~19	10	16.7%	81	29.6%	91	27.2%
20~29	1	1.7%	11	4.0%	12	3.6%
30~39			4	1.5%	4	1.2%
40~49			1	0.4%	1	0.3%
50~			5	1.8%	5	1.5%
総計	60	100.0%	274	100.0%	334	100.0%

友人数 / Number of friend

	Domestic		International		総計	
00	5	8.3%	2	0.7%	7	2.1%
01	3	5.0%			3	0.9%
02	1	1.7%	2	0.7%	3	0.9%
03	6	10.0%	5	1.8%	11	3.3%
04	1	1.7%	5	1.8%	6	1.8%
05	3	5.0%	12	4.4%	15	4.5%
06	2	3.3%	9	3.3%	11	3.3%
07	1	1.7%	7	2.6%	8	2.4%
08	1	1.7%	5	1.8%	6	1.8%
09	2	3.3%	8	2.9%	10	3.0%
10~19	22	36.7%	95	34.7%	117	35.0%
20~29	6	10.0%	45	16.4%	51	15.3%
30~39	3	5.0%	22	8.0%	25	7.5%
40~49	1	1.7%	3	1.1%	4	1.2%
50~	3	5.0%	54	19.7%	57	17.1%
総計	60	100.0%	274	100.0%	334	100.0%



Avg.

	Domestic	International	総計
国籍数()カ国・地域 Number of countries/regions: _____	6.32	10.23	9.53
約()人 Numbers of friends: _____	14.70	24.59	22.82

多国籍友人の国籍・地域数が10以上の学生 / Number of students who have friends of other nationalities from 10 or more countries/region

国籍数()カ国・地域 Number of countries/regi..	N		N / Responded		N 合計	N / Respons.. 合計
	Domestic	International	Domestic	International		
	11	102	2.3%	21.0%	113	23.3%

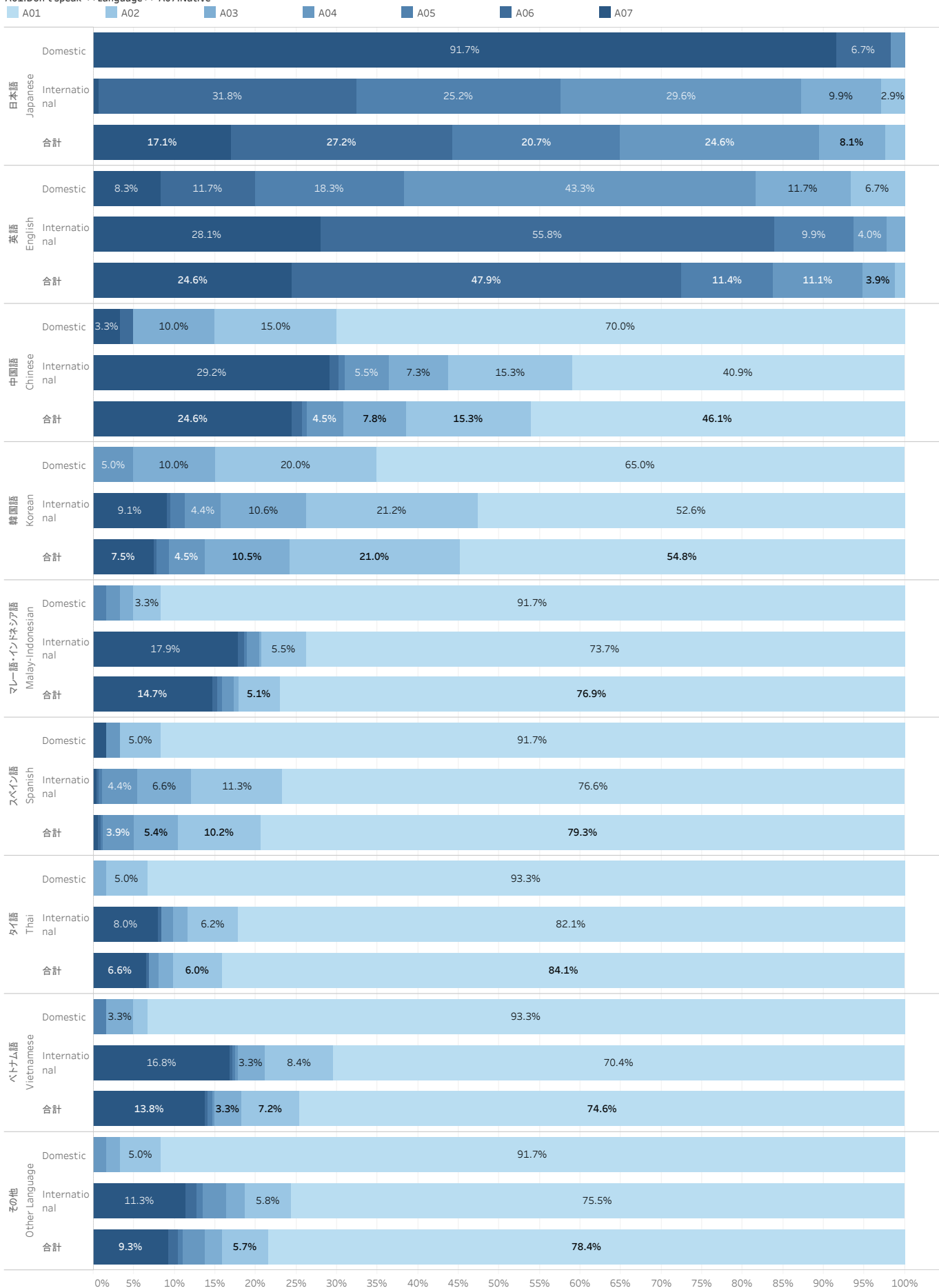
Language 1/2

Q.あなたはどの言語を使用することができますか / What languages are you able to use?

		A01	A02	A03	A04	A05	A06	A07	
		この言語は使用しない I don't speak this language	単語レベルの理解や話ができるレベル Very basic understanding of words and conversation.	日常生活で短く簡単な表現が理解でき、話ができるレベル Can understand and express short phrases in daily life.	日常的な事柄なら、議論に参加できるレベル Can join in discussions on every day matters.	専門分野に関する事柄なら、議論に参加できるレベル Can join in discussions relating to my major.	様々なテーマで、高度な表現や長い文章が理解できるレベル Have a high level of understanding and the ability to express myself on a variety of topics and can understand long passages.	母語または母語レベル Native language or native level	総計
日本語 Japanese	Domes tic				1 (1.7%)		4 (6.7%)	55 (91.7%)	60 (100%)
	Interna tional		8 (2.9%)	27 (9.9%)	81 (29.6%)	69 (25.2%)	87 (31.8%)	2 (0.7%)	274 (100%)
	合計		8 (2.4%)	27 (8.1%)	82 (24.6%)	69 (20.7%)	91 (27.2%)	57 (17.1%)	334 (100%)
英語 English	Domes tic		4 (6.7%)	7 (11.7%)	26 (43.3%)	11 (18.3%)	7 (11.7%)	5 (8.3%)	60 (100%)
	Interna tional			6 (2.2%)	11 (4.0%)	27 (9.9%)	153 (55.8%)	77 (28.1%)	274 (100%)
	合計		4 (1.2%)	13 (3.9%)	37 (11.1%)	38 (11.4%)	160 (47.9%)	82 (24.6%)	334 (100%)
中国語 Chinese	Domes tic	42 (70.0%)	9 (15.0%)	6 (10.0%)			1 (1.7%)	2 (3.3%)	60 (100%)
	Interna tional	112 (40.9%)	42 (15.3%)	20 (7.3%)	15 (5.5%)	2 (0.7%)	3 (1.1%)	80 (29.2%)	274 (100%)
	合計	154 (46.1%)	51 (15.3%)	26 (7.8%)	15 (4.5%)	2 (0.6%)	4 (1.2%)	82 (24.6%)	334 (100%)
韓国語 Korean	Domes tic	39 (65.0%)	12 (20.0%)	6 (10.0%)	3 (5.0%)				60 (100%)
	Interna tional	144 (52.6%)	58 (21.2%)	29 (10.6%)	12 (4.4%)	5 (1.8%)	1 (0.4%)	25 (9.1%)	274 (100%)
	合計	183 (54.8%)	70 (21.0%)	35 (10.5%)	15 (4.5%)	5 (1.5%)	1 (0.3%)	25 (7.5%)	334 (100%)
マレー語・インドネシア語 Malay-Indonesian	Domes tic	55 (91.7%)	2 (3.3%)	1 (1.7%)	1 (1.7%)	1 (1.7%)			60 (100%)
	Interna tional	202 (73.7%)	15 (5.5%)	1 (0.4%)	4 (1.5%)	1 (0.4%)	2 (0.7%)	49 (17.9%)	274 (100%)
	合計	257 (76.9%)	17 (5.1%)	2 (0.6%)	5 (1.5%)	2 (0.6%)	2 (0.6%)	49 (14.7%)	334 (100%)
スペイン語 Spanish	Domes tic	55 (91.7%)	3 (5.0%)		1 (1.7%)			1 (1.7%)	60 (100%)
	Interna tional	210 (76.6%)	31 (11.3%)	18 (6.6%)	12 (4.4%)	1 (0.4%)	1 (0.4%)	1 (0.4%)	274 (100%)
	合計	265 (79.3%)	34 (10.2%)	18 (5.4%)	13 (3.9%)	1 (0.3%)	1 (0.3%)	2 (0.6%)	334 (100%)
タイ語 Thai	Domes tic	56 (93.3%)	3 (5.0%)	1 (1.7%)					60 (100%)
	Interna tional	225 (82.1%)	17 (6.2%)	5 (1.8%)	4 (1.5%)		1 (0.4%)	22 (8.0%)	274 (100%)
	合計	281 (84.1%)	20 (6.0%)	6 (1.8%)	4 (1.2%)		1 (0.3%)	22 (6.6%)	334 (100%)
ベトナム語 Vietnamese	Domes tic	56 (93.3%)	1 (1.7%)	2 (3.3%)		1 (1.7%)			60 (100%)
	Interna tional	193 (70.4%)	23 (8.4%)	9 (3.3%)	1 (0.4%)	1 (0.4%)	1 (0.4%)	46 (16.8%)	274 (100%)
	合計	249 (74.6%)	24 (7.2%)	11 (3.3%)	1 (0.3%)	2 (0.6%)	1 (0.3%)	46 (13.8%)	334 (100%)
その他 Other Language	Domes tic	55 (91.7%)	3 (5.0%)	1 (1.7%)	1 (1.7%)				60 (100%)
	Interna tional	207 (75.5%)	16 (5.8%)	6 (2.2%)	8 (2.9%)	2 (0.7%)	4 (1.5%)	31 (11.3%)	274 (100%)
	合計	262 (78.4%)	19 (5.7%)	7 (2.1%)	9 (2.7%)	2 (0.6%)	4 (1.2%)	31 (9.3%)	334 (100%)
総計		1,651 (55%)	247 (8%)	145 (5%)	181 (6%)	121 (4%)	265 (9%)	396 (13%)	3,006 (100%)

Language 2/2

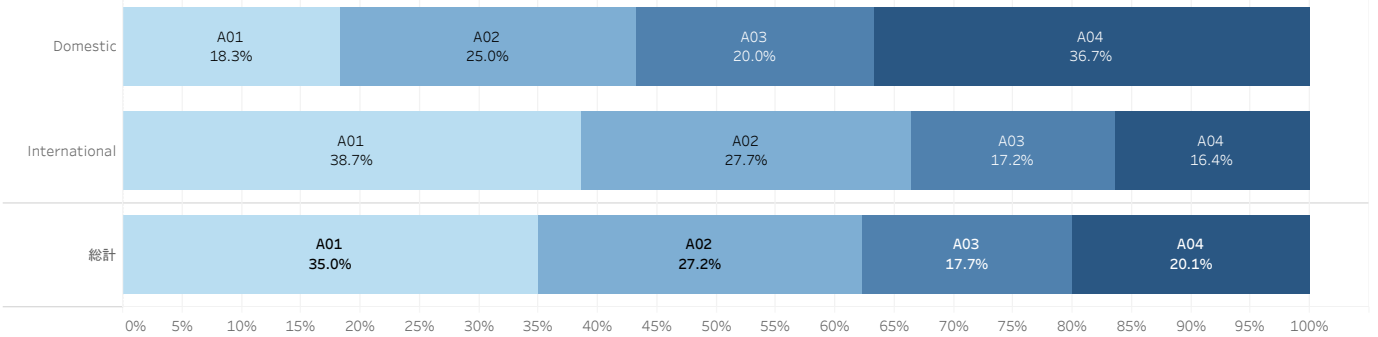
A01:Don't speak << Language >> A07:Native



Oversea

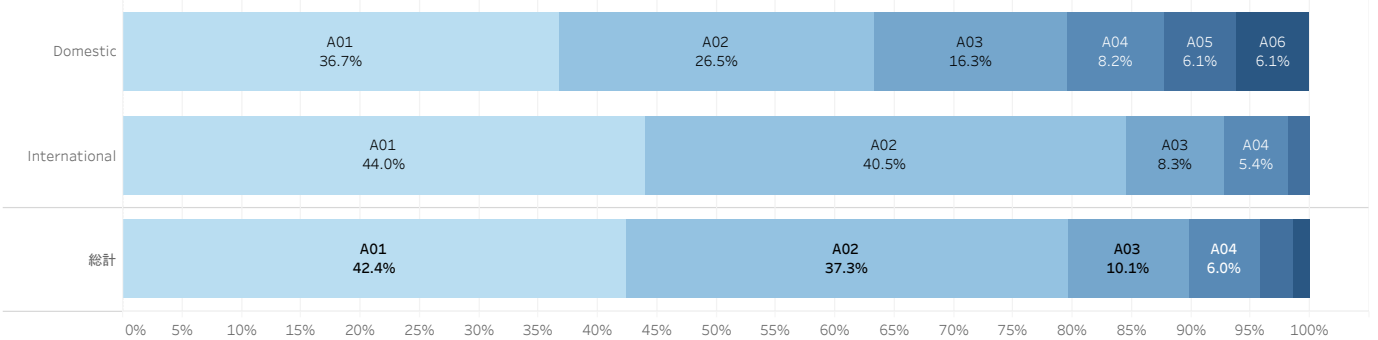
Q.APU在学中、大学が提供するプログラム以外で海外への渡航経験はありますか。(休学期間中や休暇中等) / Did you travel outside of Japan while you were at APU? Examples include holiday travel and internships. Do NOT include programs offered by the University.

	A01 いいえ No	A02 はい(1カ国) Yes (1 country)	A03 はい(2カ国) Yes (2 countries)	A04 はい(3カ国以上) Yes (3 countries or more)	総計
Domestic	11 (18.3%)	15 (25.0%)	12 (20.0%)	22 (36.7%)	60 (100.0%)
International	106 (38.7%)	76 (27.7%)	47 (17.2%)	45 (16.4%)	274 (100.0%)
総計	117 (35.0%)	91 (27.2%)	59 (17.7%)	67 (20.1%)	334 (100.0%)



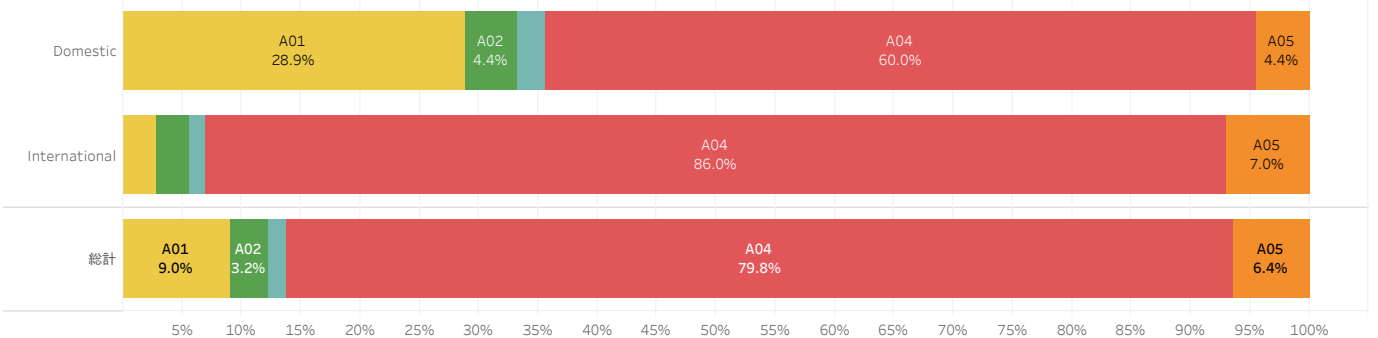
[海外にいた期間 / Duration] ※複数回答合算 / Multiple answers combined

	A01 1週間以内 Less than a week	A02 1ヶ月以内 Less than a month	A03 3ヶ月以内 Less than three months	A04 6ヶ月以内 Less than six months	A05 1年以内 Less than a year	A06 1年以上 One year or more	総計
Domestic	18 (36.7%)	13 (26.5%)	8 (16.3%)	4 (8.2%)	3 (6.1%)	3 (6.1%)	49 (100.0%)
International	74 (44.0%)	68 (40.5%)	14 (8.3%)	9 (5.4%)	3 (1.8%)	3 (1.4%)	168 (100.0%)
総計	92 (42.4%)	81 (37.3%)	22 (10.1%)	13 (6.0%)	6 (2.8%)	3 (1.4%)	217 (100.0%)



[海外渡航の目的 / Purpose] ※複数回答合算 / Multiple answers combined

	A01 語学研修 Language study	A02 インターンシップ Internship	A03 ワーキングホリデー Working holiday	A04 旅行 Trip	A05 ボランティア Volunteer	総計
Domestic	13 (28.9%)	2 (4.4%)	1 (2.2%)	27 (60.0%)	2 (4.4%)	45 (100.0%)
International	4 (2.8%)	4 (2.8%)	2 (1.4%)	123 (86.0%)	10 (7.0%)	143 (100.0%)
総計	17 (9.0%)	6 (3.2%)	3 (1.6%)	150 (79.8%)	12 (6.4%)	188 (100.0%)



English Score

Q. 以下の英語テストについて、在学期間中の最高スコアを書いてください(受験していなければ " 0" を入力) / If you have taken the following English tests while enrolled at APU, what was your highest score? (Enter "0" if you have not taken any of these tests.)

※ 十分な英語力を認められた学生は、英語検定の受講義務が無い。 / Students with sufficient English proficiency are not required to attend an English proficiency test.

TOEFL-ITP (310-677)

	TOEFL-ITP (a written test)		総計
	Domestic	International	
400+	7 11.7%	6 2.2%	13 3.9%
500+	18 30.0%	6 2.2%	24 7.2%
600+	1 1.7%	3 1.1%	4 1.2%
No Score / Invalid Score	34 56.7%	259 94.5%	293 87.7%
総計	60 100.0%	274 100.0%	334 100.0%

TOEFL-iBT (0-120)

	TOEFL-iBT (on the computer)		総計
	Domestic	International	
40+	1 1.7%		1 0.3%
60+		3 1.1%	3 0.9%
80+	1 1.7%	12 4.4%	13 3.9%
100+	1 1.7%	11 4.0%	12 3.6%
No Score / Invalid Score	57 95.0%	248 90.5%	305 91.3%
総計	60 100.0%	274 100.0%	334 100.0%

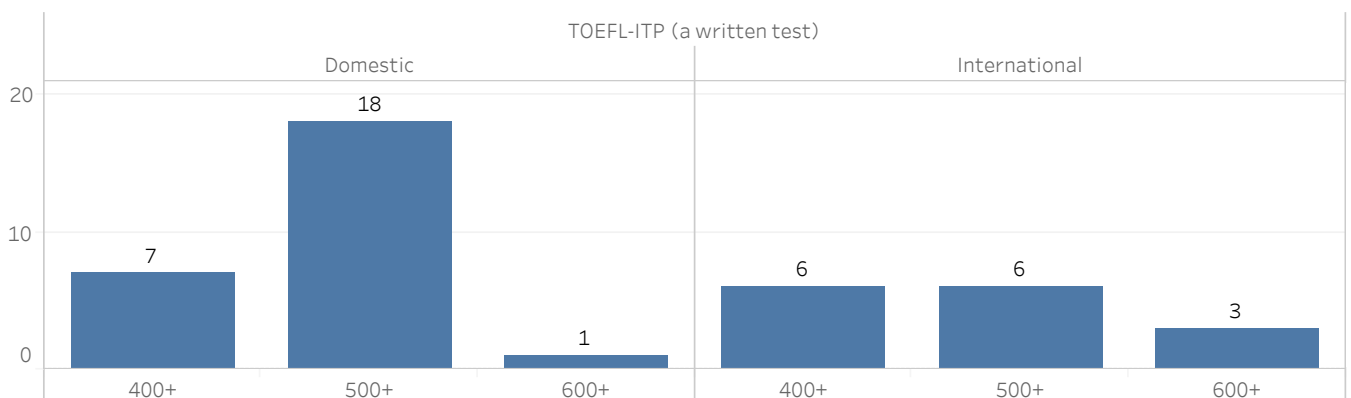
TOEIC-IP (10-990)

	TOEIC		総計
	Domestic	International	
300-	1 1.7%	1 0.4%	2 0.6%
540+	4 6.7%	3 1.1%	7 2.1%
750+	7 11.7%	24 8.8%	31 9.3%
900+	4 6.7%	39 14.2%	43 12.9%
No Score / Invalid Score	44 73.3%	207 75.5%	251 75.1%
総計	60 100.0%	274 100.0%	334 100.0%

IELTS (1-9)

	IELTS		総計
	Domestic	International	
5+	1 1.7%	4 1.5%	5 1.5%
6+	2 3.3%	23 8.4%	25 7.5%
7+		52 19.0%	52 15.6%
8+		9 3.3%	9 2.7%
No Score / Invalid Score	57 95.0%	186 67.9%	243 72.8%
総計	60 100.0%	274 100.0%	334 100.0%

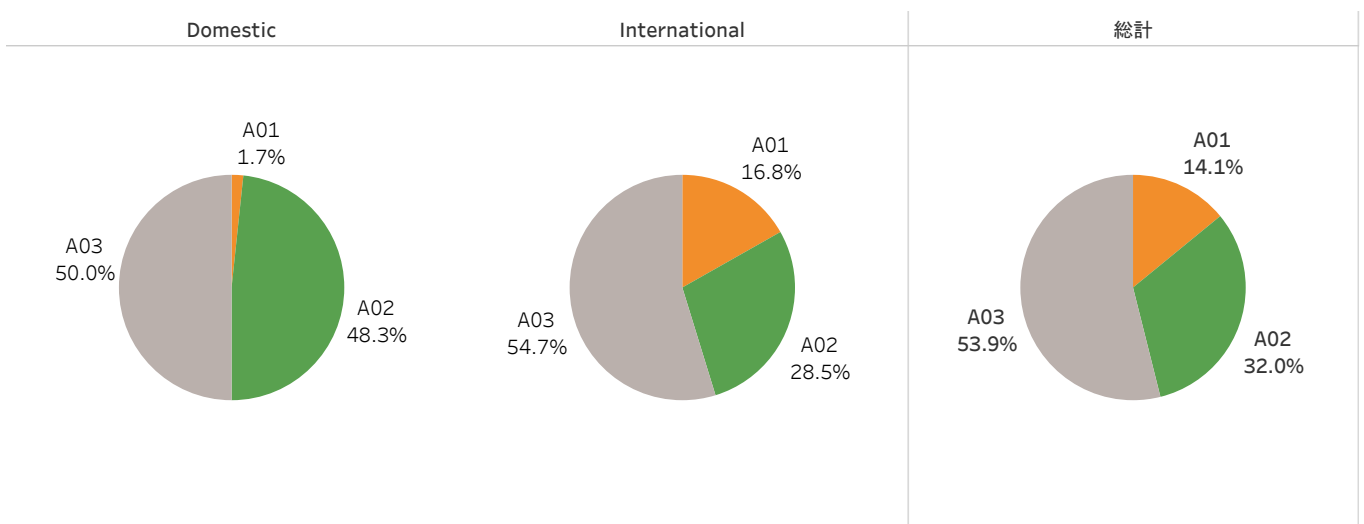
TOEFL-ITP



Career Path after graduation

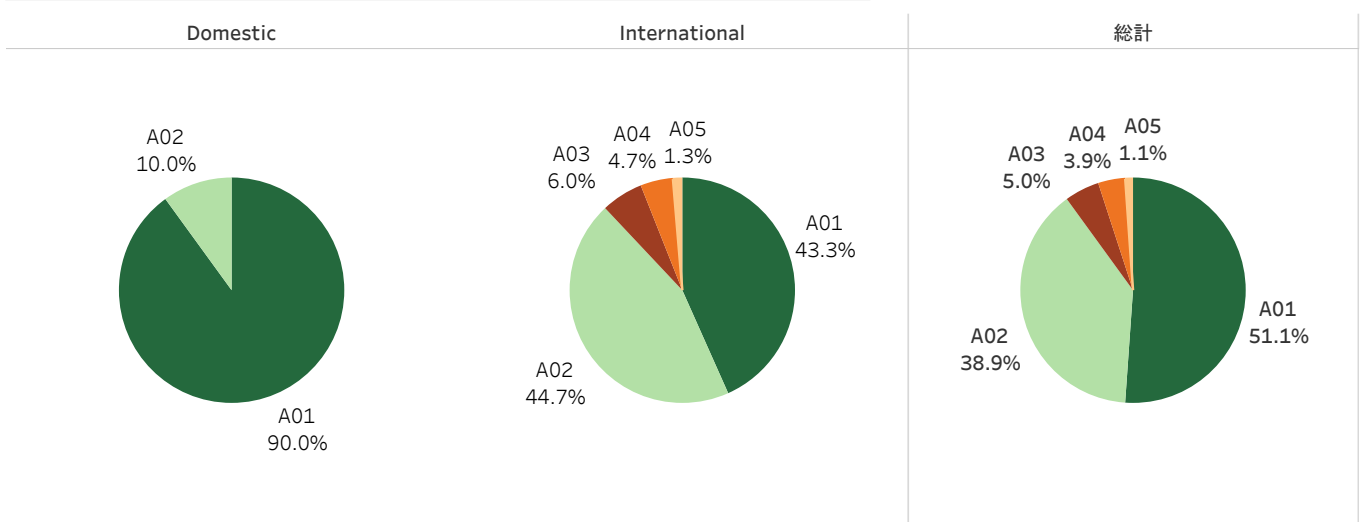
Q. あなたの進路に関して/ Please tell us about your future plans. Have you decided on your career path, job, or further education?

		Domestic	International	総計
A01	(a)進学決定済み (a) I have been accepted to a graduate or other program	1 1.7%	46 16.8%	47 14.1%
A02	(b)就職決定済み (b) I have secured employment	29 48.3%	78 28.5%	107 32.0%
A03	(c)進路未定 (c) Not confirmed/undecided	30 50.0%	150 54.7%	180 53.9%
総計		60 100.0%	274 100.0%	334 100.0%



Q. (c)進路未決定の方へ/ (c) If your plans are not yet confirmed or if you are undecided:

		Domestic	International	総計
A01	在学中に日本での就職活動をし、日本での就職活動継続予定 I looked for a job in Japan while enrolled, and will continue job hunting in Japan.	27 90.0%	65 43.3%	92 51.1%
A02	卒業後に日本以外の国で就職活動予定 I will look for a job in a country other than Japan after graduation.	3 10.0%	67 44.7%	70 38.9%
A03	日本の大学院などに進学受験中 I have applied to graduate school(s) in Japan.		9 6.0%	9 5.0%
A04	日本以外の大学院などに進学受験中 I have applied to graduate school(s) in a country other than Japan.		7 4.7%	7 3.9%
A05	日本と日本以外、両方の大学院などに進学受験中 I have applied to graduate school(s) in Japan and other countries.		2 1.3%	2 1.1%
総計		30 100.0%	150 100.0%	180 100.0%



Graduation IR Survey (March 2021)

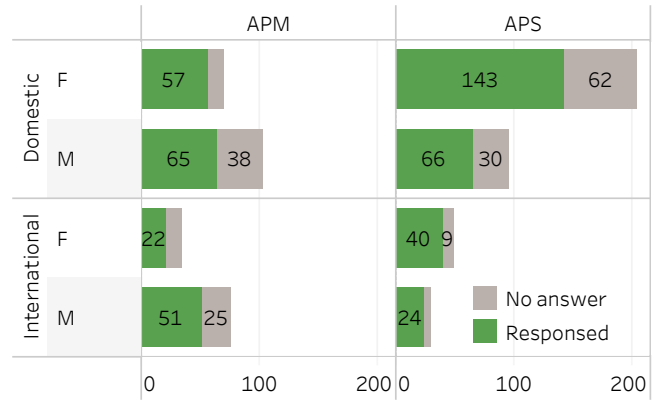
実施期間 : 2021/03/03 ~ 2021/03/31

対象者 : 2021年3月卒業の学部生

Summary

回答者数 / Number of Respondents

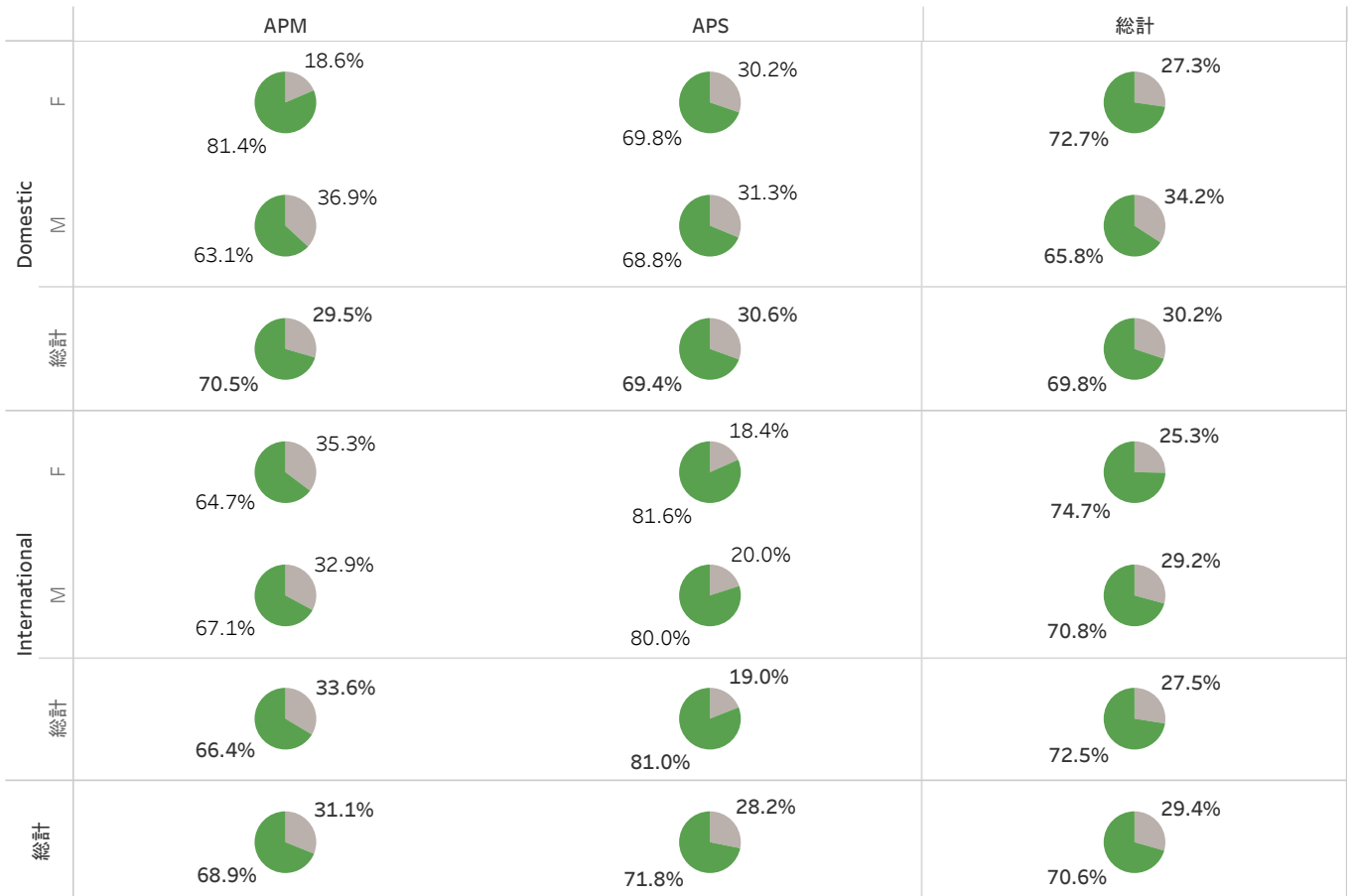
		APM	APS	総計
Domestic	F	57 / 70	143 / 205	200 / 275
	M	65 / 103	66 / 96	131 / 199
	総計	122 / 173	209 / 301	331 / 474
Internati..	F	22 / 34	40 / 49	62 / 83
	M	51 / 76	24 / 30	75 / 106
	総計	73 / 110	64 / 79	137 / 189
総計	195 / 283	273 / 380	468 / 663	



回答率 / Response Rate

		APM	APS	総計
Domestic	F	81.4%	69.8%	72.7%
	M	63.1%	68.8%	65.8%
	総計	70.5%	69.4%	69.8%
International	F	64.7%	81.6%	74.7%
	M	67.1%	80.0%	70.8%
	総計	66.4%	81.0%	72.5%
総計	68.9%	71.8%	70.6%	

回答率 / Response Rate [Graph]



Experienced growth 1/2

		A01 あてはまる Definitely	A02 ややあてはまる Somewhat	A04 あまりあてはまらない Not very much	A05 あてはまらない Not at all	総計
語学力が向上した	I improved my language skills.	Domestic 166 (50.2%) International 93 (67.9%) 総計 259 (55.3%)	138 (41.7%) 42 (30.7%) 180 (38.5%)	21 (6.3%) 2 (1.5%) 23 (4.9%)	6 (1.8%)	331 (100%) 137 (100%) 468 (100%)
実践的学習や体験を重視したアクティブラーニングが受けられた	I was able to participate in practica..	Domestic 157 (47.4%) International 70 (51.1%) 総計 227 (48.5%)	141 (42.6%) 56 (40.9%) 197 (42.1%)	26 (7.9%) 10 (7.3%) 36 (7.7%)	7 (2.1%) 1 (0.7%) 8 (1.7%)	331 (100%) 137 (100%) 468 (100%)
国際感覚を養うことができた	I developed an international perspect..	Domestic 242 (73.1%) International 98 (71.5%) 総計 340 (72.6%)	79 (23.9%) 34 (24.8%) 113 (24.1%)	8 (2.4%) 4 (2.9%) 12 (2.6%)	2 (0.6%) 1 (0.7%) 3 (0.6%)	331 (100%) 137 (100%) 468 (100%)
いろいろな国の人と知り合うことができた	I met people from different countries.	Domestic 220 (66.5%) International 116 (84.7%) 総計 336 (71.8%)	94 (28.4%) 20 (14.6%) 114 (24.4%)	15 (4.5%) 1 (0.7%) 16 (3.4%)	2 (0.6%)	331 (100%) 137 (100%) 468 (100%)
多様な価値観・文化に触れられた	I learned about different cultures and ..	Domestic 245 (74.0%) International 106 (77.4%) 総計 351 (75.0%)	78 (23.6%) 30 (21.9%) 108 (23.1%)	7 (2.1%) 1 (0.7%) 8 (1.7%)	1 (0.3%)	331 (100%) 137 (100%) 468 (100%)
多様な価値観を取り入れ、活動に繋げられた	I learned to embrace different values and u..	Domestic 211 (63.7%) International 99 (72.3%) 総計 310 (66.2%)	96 (29.0%) 34 (24.8%) 130 (27.8%)	20 (6.0%) 4 (2.9%) 24 (5.1%)	4 (1.2%)	331 (100%) 137 (100%) 468 (100%)
国を超えたネットワークが構築できた	I created networks that transcend borders.	Domestic 173 (52.3%) International 81 (59.1%) 総計 254 (54.3%)	112 (33.8%) 42 (30.7%) 154 (32.9%)	35 (10.6%) 14 (10.2%) 49 (10.5%)	11 (3.3%)	331 (100%) 137 (100%) 468 (100%)
将来、国際的に活躍できる人材になれた	I became a person who can be active on the gl..	Domestic 76 (23.0%) International 80 (58.4%) 総計 156 (33.3%)	153 (46.2%) 45 (32.8%) 198 (42.3%)	77 (23.3%) 11 (8.0%) 88 (18.8%)	25 (7.6%) 1 (0.7%) 26 (5.6%)	331 (100%) 137 (100%) 468 (100%)
自分の考えを発信する力が身についた	I acquired the skills to communicate my own ..	Domestic 165 (49.8%) International 84 (61.3%) 総計 249 (53.2%)	139 (42.0%) 45 (32.8%) 184 (39.3%)	22 (6.6%) 8 (5.8%) 30 (6.4%)	5 (1.5%)	331 (100%) 137 (100%) 468 (100%)
自分の意見を説得的に他者に伝えることができる	I am able to explain my opinions in a persuasi..	Domestic 150 (45.3%) International 85 (62.0%) 総計 235 (50.2%)	145 (43.8%) 46 (33.6%) 191 (40.8%)	33 (10.0%) 6 (4.4%) 39 (8.3%)	3 (0.9%)	331 (100%) 137 (100%) 468 (100%)
コンピュータを用いて文書や発表資料を作成できる	I am able to create documents and presen..	Domestic 168 (50.8%) International 96 (70.1%) 総計 264 (56.4%)	135 (40.8%) 35 (25.5%) 170 (36.3%)	24 (7.3%) 6 (4.4%) 30 (6.4%)	4 (1.2%)	331 (100%) 137 (100%) 468 (100%)
図表や数値データから情報を読み解くことができる	I am able to comprehend informati..	Domestic 112 (33.8%) International 78 (56.9%) 総計 190 (40.6%)	139 (42.0%) 44 (32.1%) 183 (39.1%)	68 (20.5%) 14 (10.2%) 82 (17.5%)	12 (3.6%) 1 (0.7%) 13 (2.8%)	331 (100%) 137 (100%) 468 (100%)
自分の意見を図表や数値データを用いて表すことができる	I am able to express my thoughts using graphs..	Domestic 108 (32.6%) International 75 (54.7%) 総計 183 (39.1%)	144 (43.5%) 43 (31.4%) 187 (40.0%)	64 (19.3%) 18 (13.1%) 82 (17.5%)	15 (4.5%) 1 (0.7%) 16 (3.4%)	331 (100%) 137 (100%) 468 (100%)
書籍や論文を通じて必要な情報を収集できる	I am able to gather necessary information..	Domestic 138 (41.7%) International 89 (65.0%) 総計 227 (48.5%)	142 (42.9%) 41 (29.9%) 183 (39.1%)	43 (13.0%) 7 (5.1%) 50 (10.7%)	8 (2.4%)	331 (100%) 137 (100%) 468 (100%)
インターネット等を通じて必要な情報を収集できる	I am able to gather necessary information..	Domestic 204 (61.6%) International 101 (73.7%) 総計 305 (65.2%)	118 (35.6%) 33 (24.1%) 151 (32.3%)	7 (2.1%) 2 (1.5%) 9 (1.9%)	2 (0.6%) 1 (0.7%) 3 (0.6%)	331 (100%) 137 (100%) 468 (100%)
専門知識を深めることができた	I deepened my specialized knowledge.	Domestic 134 (40.5%) International 76 (55.5%) 総計 210 (44.9%)	137 (41.4%) 44 (32.1%) 181 (38.7%)	48 (14.5%) 16 (11.7%) 64 (13.7%)	12 (3.6%) 1 (0.7%) 13 (2.8%)	331 (100%) 137 (100%) 468 (100%)
専門分野の知識や技能を活用することができる	I am able to practically apply specialized kno..	Domestic 105 (31.7%) International 71 (51.8%) 総計 176 (37.6%)	154 (46.5%) 55 (40.1%) 209 (44.7%)	61 (18.4%) 11 (8.0%) 72 (15.4%)	11 (3.3%)	331 (100%) 137 (100%) 468 (100%)
自分とは異なる価値観を受け入れることができる	I am able to accept values that differ fro..	Domestic 240 (72.5%) International 98 (71.5%) 総計 338 (72.2%)	84 (25.4%) 35 (25.5%) 119 (25.4%)	5 (1.5%) 4 (2.9%) 9 (1.9%)	11 (2.4%) 2 (0.6%) 2 (0.4%)	331 (100%) 137 (100%) 468 (100%)
他者と協力して目標達成に取り組むことができる	I am able to work with others to reach a goal.	Domestic 230 (69.5%) International 98 (71.5%) 総計 328 (70.1%)	92 (27.8%) 36 (26.3%) 128 (27.4%)	8 (2.4%) 2 (1.5%) 10 (2.1%)	1 (0.3%) 1 (0.7%) 2 (0.4%)	331 (100%) 137 (100%) 468 (100%)
他者の意見を受けて自分の意見を柔軟に修正できる	I am open-minded and able to adjust my opin..	Domestic 222 (67.1%) International 102 (74.5%) 総計 324 (69.2%)	98 (29.6%) 29 (21.2%) 127 (27.1%)	10 (3.0%) 5 (3.6%) 15 (3.2%)	1 (0.3%) 1 (0.7%) 2 (0.4%)	331 (100%) 137 (100%) 468 (100%)
他者と比較した際の自分の特徴がわかる	I am aware of characteristics that ar..	Domestic 196 (59.2%) International 92 (67.2%) 総計 288 (61.5%)	120 (36.3%) 40 (29.2%) 160 (34.2%)	13 (3.9%) 4 (2.9%) 17 (3.6%)	2 (0.6%) 1 (0.7%) 3 (0.6%)	331 (100%) 137 (100%) 468 (100%)
社会の中で自分が果たそうと思う役割がイメージできる	I am able to imagine the roles I can fulfill in soc..	Domestic 123 (37.2%) International 79 (57.7%) 総計 202 (43.2%)	150 (45.3%) 46 (33.6%) 196 (41.9%)	46 (13.9%) 12 (8.8%) 58 (12.4%)	12 (3.6%)	331 (100%) 137 (100%) 468 (100%)
うまくいかなかったことにも意欲的に取り組むことができる	I willingly challenge myself even if I am un..	Domestic 159 (48.0%) International 82 (59.9%) 総計 241 (51.5%)	138 (41.7%) 47 (34.3%) 185 (39.5%)	29 (8.8%) 8 (5.8%) 37 (7.9%)	5 (1.5%)	331 (100%) 137 (100%) 468 (100%)
状況に応じた目標を設定できる	I am able to establish goals that correspond ..	Domestic 161 (48.6%) International 80 (58.4%) 総計 241 (51.5%)	155 (46.8%) 52 (38.0%) 207 (44.2%)	12 (3.6%) 5 (3.6%) 17 (3.6%)	3 (0.9%) 3 (0.6%) 7 (2.1%)	331 (100%) 137 (100%) 468 (100%)
目標に照らした計画を立てることができる	I am able to develop goal-orientated plans.	Domestic 163 (49.2%) International 85 (62.0%) 総計 248 (53.0%)	138 (41.7%) 48 (35.0%) 186 (39.7%)	23 (6.9%) 4 (2.9%) 27 (5.8%)	7 (2.1%)	331 (100%) 137 (100%) 468 (100%)
状況に応じて目標や計画を修正することができる	I am able to modify plans and goals depen..	Domestic 174 (52.6%) International 86 (62.8%) 総計 260 (55.6%)	142 (42.9%) 46 (33.6%) 188 (40.2%)	12 (3.6%) 5 (3.6%) 17 (3.6%)	3 (0.9%)	331 (100%) 137 (100%) 468 (100%)
大学で学んだ内容と実社会との関連を説明することができる	I am able to explain how my university stu..	Domestic 132 (39.9%) International 73 (53.3%) 総計 205 (43.8%)	160 (48.3%) 54 (39.4%) 214 (45.7%)	31 (9.4%) 9 (6.6%) 40 (8.5%)	8 (2.4%) 1 (0.7%) 9 (1.9%)	331 (100%) 137 (100%) 468 (100%)
ものごとの善悪について自分なりの価値観を持っている	I can use my values to help distinguish betw..	Domestic 218 (65.9%) International 99 (72.3%) 総計 317 (67.7%)	105 (31.7%) 35 (25.5%) 140 (29.9%)	6 (1.8%) 3 (2.2%) 9 (1.9%)	2 (0.6%)	331 (100%) 137 (100%) 468 (100%)
自分の思考や価値観に気づくことができた	I learned about my own thoughts and valuees.	Domestic 222 (67.1%) International 100 (73.0%) 総計 322 (68.8%)	103 (31.1%) 34 (24.8%) 137 (29.3%)	5 (1.5%) 3 (2.2%) 8 (1.7%)	1 (0.3%)	331 (100%) 137 (100%) 468 (100%)
筋道を立てて、論理的・批判的に考えることができる	I am able to organize my thoughts and think..	Domestic 151 (45.6%) International 86 (62.8%) 総計 237 (50.6%)	148 (44.7%) 47 (34.3%) 195 (41.7%)	29 (8.8%) 4 (2.9%) 33 (7.1%)	3 (0.9%) 3 (0.6%) 4 (1.2%)	331 (100%) 137 (100%) 468 (100%)
自分の経験を振り返り、客観的に分析することができる	I am able to analyze things in an objective ..	Domestic 180 (54.4%) International 98 (71.5%) 総計 278 (59.4%)	135 (40.8%) 36 (26.3%) 171 (36.5%)	12 (3.6%) 3 (2.2%) 15 (3.2%)	4 (0.9%)	331 (100%) 137 (100%) 468 (100%)
ビジネス・エッセンスの基礎的な理論や原理を理解することが、	I am able to identify basic theories and pri..	Domestic 63 (51.6%) International 50 (68.5%) 総計 113 (57.9%)	53 (43.4%) 20 (27.4%) 73 (37.4%)	6 (4.9%) 3 (4.1%) 9 (4.6%)		122 (100%) 73 (100%) 195 (100%)
ビジネス・エッセンスの意義や重要性を示すことができる	I am able to illustrate the significance of bus..	Domestic 62 (50.8%) International 49 (67.1%) 総計 111 (56.9%)	48 (39.3%) 19 (26.0%) 67 (34.4%)	10 (8.2%) 5 (6.8%) 15 (7.7%)	2 (1.6%)	122 (100%) 73 (100%) 195 (100%)
倫理的問題を分析し、解決策を提示することができる	I am able to analyze ethical problems and p..	Domestic 50 (41.0%) International 48 (65.8%) 総計 98 (50.3%)	62 (50.8%) 23 (31.5%) 85 (43.6%)	9 (7.4%) 2 (2.7%) 11 (5.6%)	1 (0.8%)	122 (100%) 73 (100%) 195 (100%)

Experienced growth 2/2

Q.APUで過ごした学生生活について、以下のことをどの程度実感しましたか？/ Q.Please indicate the degree to which you experienced growth in the following areas as a student at APU.

A01:Very much A05:Not at all

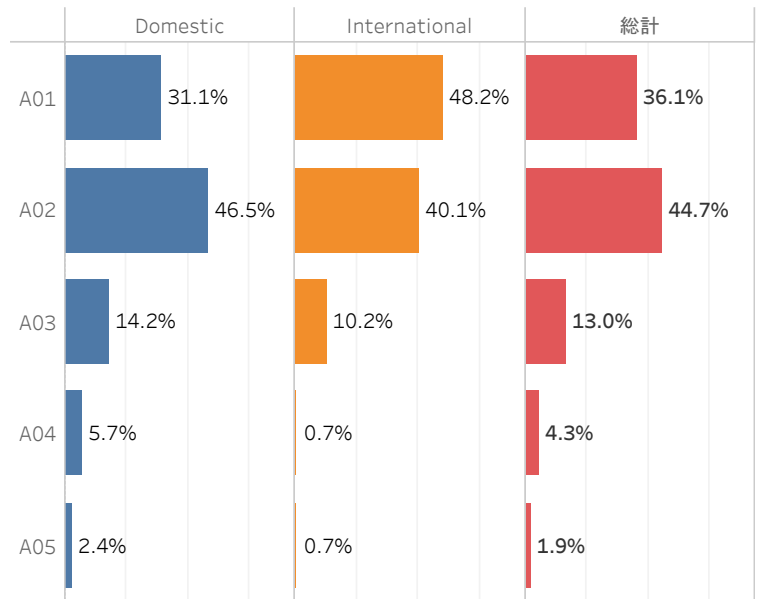
■ A01 ■ A02 ■ A04 ■ A05

日本語	英語	Domestic	International	Domestic	International	Domestic	International	Domestic	International
語学力が向上した	I improved my language skills.	50.2%	41.7%	6.3%	67.9%	30.7%	4.9%	55.3%	38.5%
実践的学習や体験を重視したアクティ..	I was able to participate in practical training and experie..	47.4%	42.6%	7.9%	51.1%	40.9%	7.3%	48.5%	42.1%
国際感覚を養うことができた	I developed an international perspective.	73.1%	23.9%	2.9%	71.5%	24.8%	2.9%	72.6%	24.1%
いろいろな国の人と知り合うことができた	I met people from different countries.	66.5%	28.4%	4.5%	84.7%	24.4%	14.6%	71.8%	24.4%
多様な価値観・文化に触れられた	I learned about different cultures and values.	74.0%	23.6%	3.4%	77.4%	21.9%	3.4%	75.0%	23.1%
多様な価値観を取り入れ、活動に繋..	I learned to embrace different values and use them in activit..	63.7%	29.0%	6.0%	72.3%	24.8%	5.1%	66.2%	27.8%
国を超えたネットワークが構築できた	I created networks that transcend borders.	52.3%	33.8%	3.3%	59.1%	30.7%	10.2%	54.3%	32.9%
将来、国際的に活躍できる人材にな..	I became a person who can be active on the global stage.	23.0%	32.8%	8.0%	58.4%	23.3%	7.6%	46.2%	32.8%
自分の考えを発信する力が身についた	I acquired the skills to communicate my own ideas.	49.8%	42.0%	6.6%	61.3%	32.8%	5.8%	53.2%	39.3%
自分の意見を説得的に他者に伝える..	I am able to explain my opinions in a persuasive man..	45.3%	43.8%	10.0%	62.0%	33.6%	4.4%	50.2%	40.8%
コンピュータを用いて文書や発表資料を..	I am able to create documents and presentation materials w..	50.2%	40.8%	7.3%	50.8%	40.8%	4.4%	56.4%	36.3%
図表や数値データから情報を読み解く..	I am able to comprehend information from graphs and ..	33.8%	42.0%	3.6%	56.9%	32.1%	10.2%	40.6%	39.1%
自分の意見を図表や数値データを用..	I am able to express my thoughts using graphs and nu..	32.6%	43.5%	4.5%	54.7%	31.4%	13.1%	39.1%	40.0%
書籍や論文を通じて必要な情報を収集..	I am able to gather necessary information from publication..	41.7%	42.9%	13.0%	65.0%	29.9%	5.1%	48.5%	39.1%
インターネット等を通じて必要な情報を..	I am able to gather necessary information using the Interne..	40.5%	41.4%	9.6%	65.2%	32.3%	14.5%	44.9%	38.7%
専門知識を深めることができた	I deepened my specialized knowledge.	40.5%	41.4%	9.6%	55.5%	32.1%	11.7%	44.9%	38.7%
専門分野の知識や技能を活用するこ..	I am able to practically apply specialized knowledge and sk..	31.7%	46.5%	3.3%	51.8%	40.1%	8.0%	37.6%	44.7%
自分とは異なる価値観を受け入れること..	I am able to accept values that differ from my own.	72.5%	25.4%	3.6%	71.5%	25.5%	3.6%	72.2%	25.4%
他者と協力して目標達成に取り組むこと..	I am able to work with others to reach a goal.	69.5%	27.8%	2.9%	71.5%	26.3%	3.6%	70.1%	27.4%
他者の意見を受けて自分の意見を柔軟..	I am open-minded and able to adjust my opinions based on ..	67.1%	29.6%	3.0%	74.5%	21.2%	3.6%	69.2%	27.1%
他者と比較した際の自分の特徴がわかる	I am aware of characteristics that are unique to myself.	59.2%	36.3%	2.9%	67.2%	29.2%	3.6%	61.5%	34.2%
社会の中で自分が果たそうと思う役割..	I am able to imagine the roles I can fulfill in society.	37.2%	45.3%	3.6%	57.7%	33.6%	8.8%	43.2%	41.9%
うまくいかかわらないことにも意欲的に..	I willingly challenge myself even if I am unsure of success.	48.0%	41.7%	8.8%	59.9%	34.3%	5.8%	51.5%	39.5%
状況に応じた目標を設定できる	I am able to establish goals that correspond with the situat..	48.6%	46.8%	3.6%	58.4%	38.0%	3.6%	51.5%	44.2%
目標に照らした計画を立てることができる	I am able to develop goal-orientated plans.	49.2%	41.7%	5.9%	62.0%	35.0%	5.6%	53.0%	39.7%
状況に応じて目標や計画を修正するこ..	I am able to modify plans and goals depending on the situat..	52.6%	42.9%	3.6%	62.8%	33.6%	3.6%	55.6%	40.2%
大学で学んだ内容と実社会との関連を..	I am able to explain how my university studies apply to th..	39.9%	48.3%	9.4%	53.3%	39.4%	6.6%	43.8%	45.7%
ものごとの善悪について自分なりの価値..	I can use my values to help distinguish between right an..	65.9%	31.7%	3.6%	72.3%	25.5%	3.6%	67.7%	29.9%
自分の思考や価値観に気づくことがで..	I learned about my own thoughts and valuees.	67.1%	31.1%	3.6%	73.0%	24.8%	3.6%	68.8%	29.3%
筋道を立てて、論理的・批判的に..	I am able to organize my thoughts and think in a logica..	45.6%	44.7%	8.8%	62.8%	34.3%	7.1%	50.6%	41.7%
自分の経験を振り返り、客観的に分析..	I am able to analyze things in an objective manner while ref..	54.4%	40.8%	3.6%	71.5%	26.3%	3.2%	59.4%	36.5%
ビジネス・エシックスの基礎的な理論や..	I am able to identify basic theories and principles of bus..	51.6%	43.4%	4.9%	68.5%	27.4%	4.1%	57.9%	37.4%
ビジネス・エシックスの意義や重要性を示..	I am able to illustrate the significance of business ethics.	50.8%	39.3%	8.2%	67.1%	26.0%	6.8%	56.9%	34.4%
倫理的問題を分析し、解決策を提示..	I am able to analyze ethical problems and propose a solut..	41.0%	50.8%	7.4%	65.8%	31.5%	5.6%	50.3%	43.6%

Sense of belonging to and satisfaction with APU

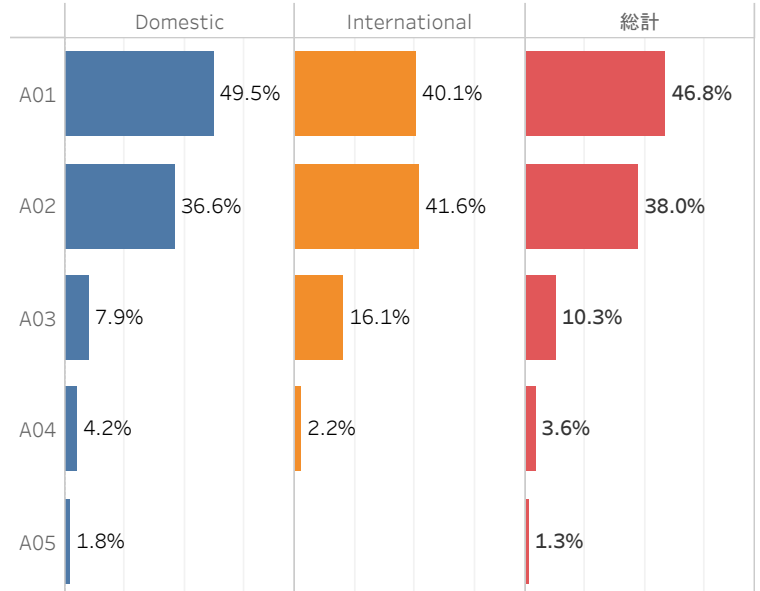
帰属意識 / Sense of belonging to APU

		Domes..	Interna..	総計	
A01	強く感じている	Yes, definitely.	103	66	169
A02	感じている	Yes, somewhat.	154	55	209
A03	どちらとも言えない	Neither yes or no.	47	14	61
A04	感じていない	No, not much.	19	1	20
A05	まったく感じていない	No, not at all.	8	1	9
総計			331	137	468



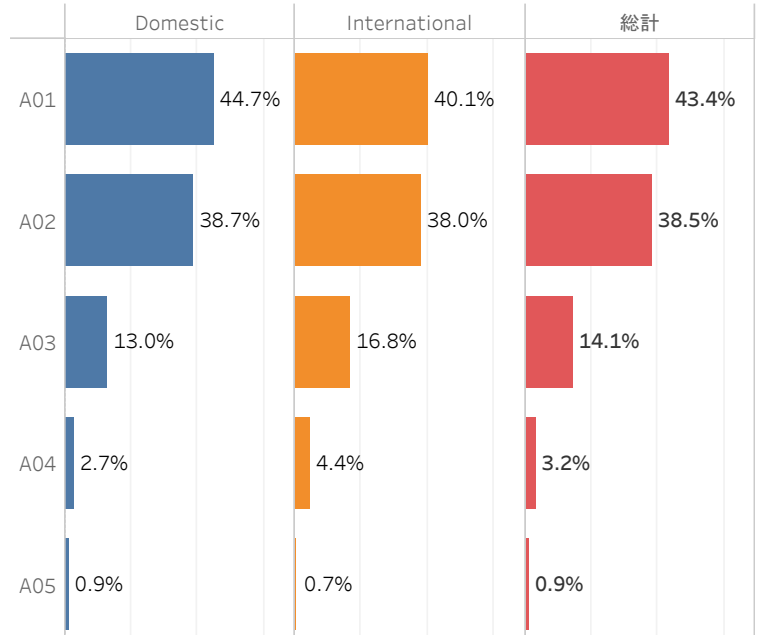
誇り / Sense of satisfaction with APU

		Domes..	Interna..	総計	
A01	誇りに思う	I strongly agree.	164	55	219
A02	ある程度誇りに思う	I agree.	121	57	178
A03	どちらとも言えない	I couldn't say either way.	26	22	48
A04	あまり誇りに思わない	I don't really agree.	14	3	17
A05	誇りに思わない	I don't agree at all.	6		6
総計			331	137	468



推薦 / I would recommend APU to other

		Domes..	Interna..	総計	
A01	勧めたいと思う	I strongly agree.	148	55	203
A02	ある程度勧めたいと思う	I agree.	128	52	180
A03	どちらとも言えない	I couldn't say either way.	43	23	66
A04	あまり勧めたいと思わない	I don't really agree.	9	6	15
A05	勧めたいと思わない	I don't agree at all.	3	1	4
総計			331	137	468



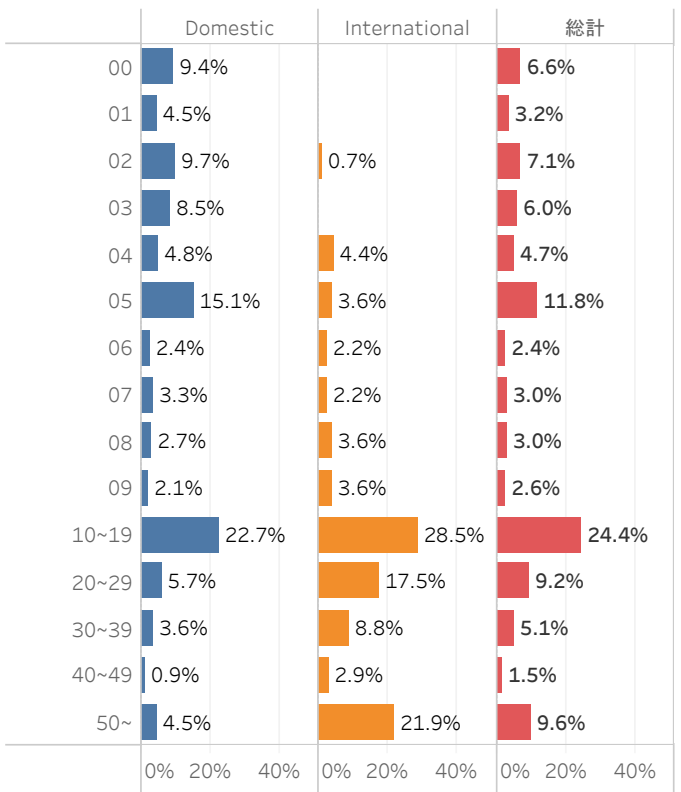
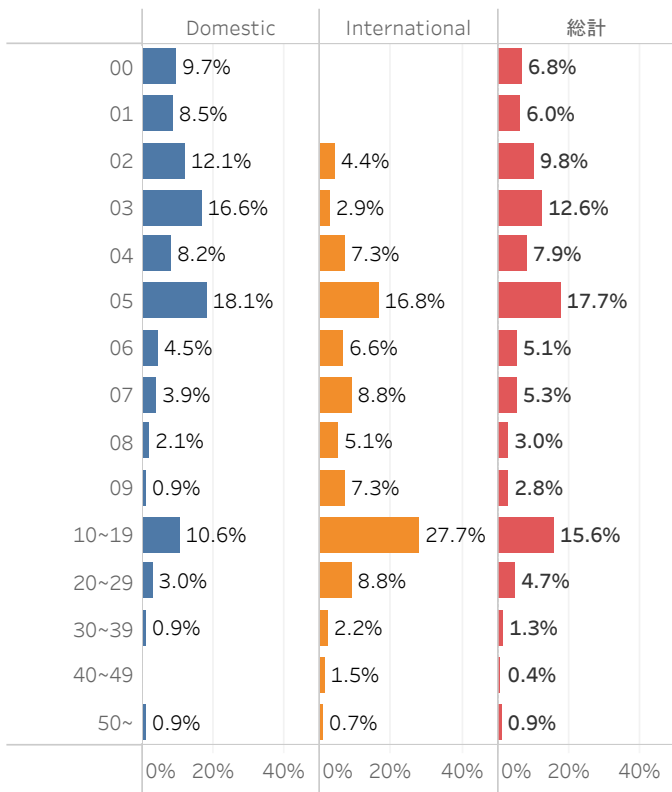
Friends

国籍・地域数 / Number of countries or regions

	Domestic		International		総計	
00	32	9.7%			32	6.8%
01	28	8.5%			28	6.0%
02	40	12.1%	6	4.4%	46	9.8%
03	55	16.6%	4	2.9%	59	12.6%
04	27	8.2%	10	7.3%	37	7.9%
05	60	18.1%	23	16.8%	83	17.7%
06	15	4.5%	9	6.6%	24	5.1%
07	13	3.9%	12	8.8%	25	5.3%
08	7	2.1%	7	5.1%	14	3.0%
09	3	0.9%	10	7.3%	13	2.8%
10~19	35	10.6%	38	27.7%	73	15.6%
20~29	10	3.0%	12	8.8%	22	4.7%
30~39	3	0.9%	3	2.2%	6	1.3%
40~49			2	1.5%	2	0.4%
50~	3	0.9%	1	0.7%	4	0.9%
総計	331	100.0%	137	100.0%	468	100.0%

友人数 / Number of friend

	Domestic		International		総計	
00	31	9.4%			31	6.6%
01	15	4.5%			15	3.2%
02	32	9.7%	1	0.7%	33	7.1%
03	28	8.5%			28	6.0%
04	16	4.8%	6	4.4%	22	4.7%
05	50	15.1%	5	3.6%	55	11.8%
06	8	2.4%	3	2.2%	11	2.4%
07	11	3.3%	3	2.2%	14	3.0%
08	9	2.7%	5	3.6%	14	3.0%
09	7	2.1%	5	3.6%	12	2.6%
10~19	75	22.7%	39	28.5%	114	24.4%
20~29	19	5.7%	24	17.5%	43	9.2%
30~39	12	3.6%	12	8.8%	24	5.1%
40~49	3	0.9%	4	2.9%	7	1.5%
50~	15	4.5%	30	21.9%	45	9.6%
総計	331	100.0%	137	100.0%	468	100.0%



Avg.

	Domestic	International	総計
国籍数() 国籍・地域 Number of countries/regions: _____	6.01	11.55	7.63
約() 人 Numbers of friends: _____	11.23	26.35	15.66

多国籍友人の国籍・地域数が10以上の学生 / Number of students who have friends of other nationalities from 10 or more countries/region

国籍数() 国籍・地域 Number of countries/regi..	N		N / Responded		N 総計	N / Respons.. 総計
	Domestic	International	Domestic	International		
	51	56	10.5%	11.5%	107	22.1%

Language 1/2

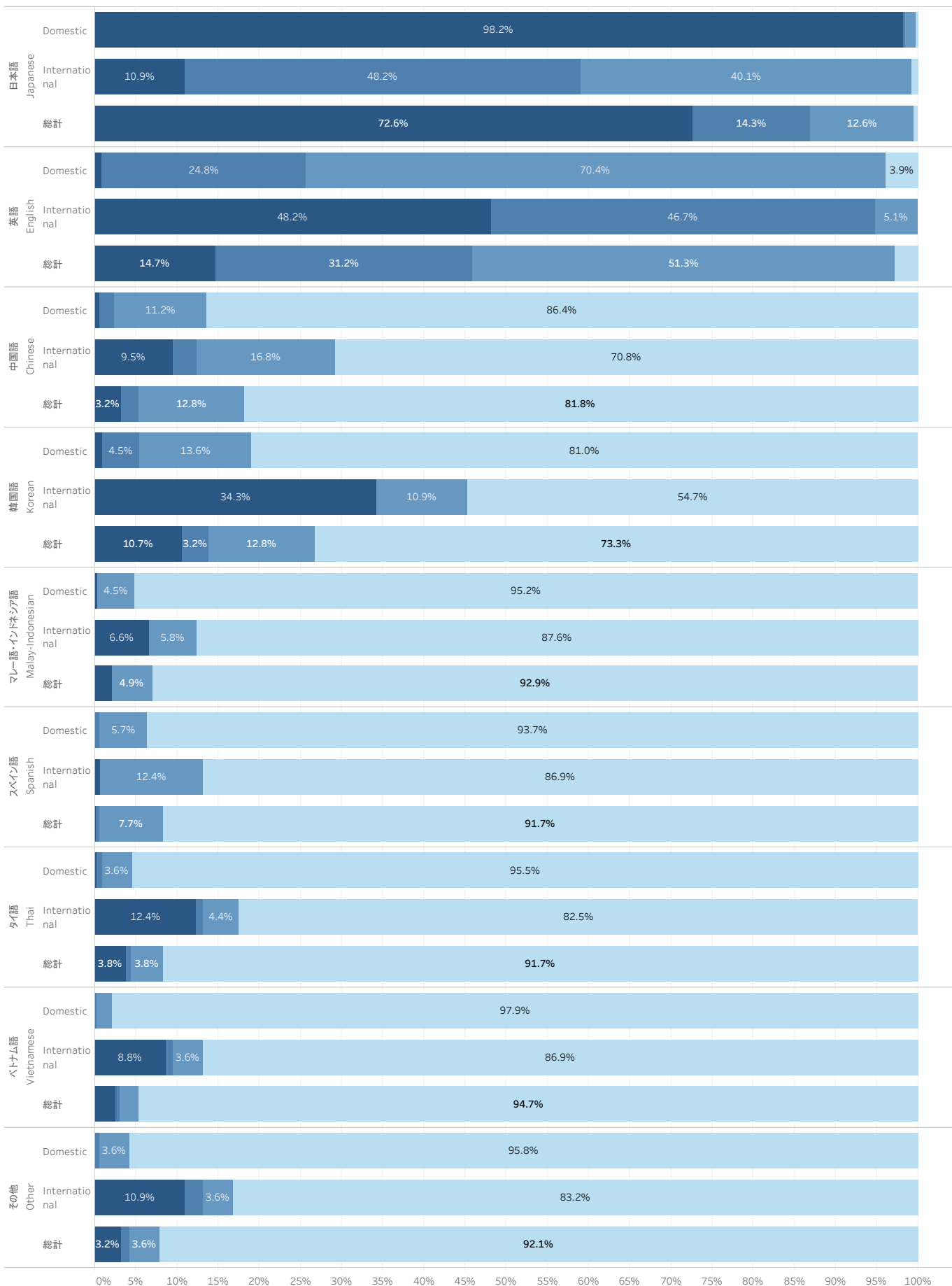
Q.あなたはどの言語を使用することができますか / What languages are you able to use?

		A01	A04	A05	A07	総計
		この言語は使用しない No proficiency.	日常的な事柄なら、議論に参加できるレベル Can join in basic discussions on every day matters.	専門分野に関する事柄なら、議論に参加できるレベル Can join in discussions relating to my major and other topics.	母語または母語レベル Native level proficiency.	
日本語 Japanese	Domes tic	1 (0.3%)	4 (1.2%)	1 (0.3%)	325 (98.2%)	331 (100%)
	Interna tional	1 (0.7%)	55 (40.1%)	66 (48.2%)	15 (10.9%)	137 (100%)
	総計	2 (0.4%)	59 (12.6%)	67 (14.3%)	340 (72.6%)	468 (100%)
英語 English	Domes tic	13 (3.9%)	233 (70.4%)	82 (24.8%)	3 (0.9%)	331 (100%)
	Interna tional		7 (5.1%)	64 (46.7%)	66 (48.2%)	137 (100%)
	総計	13 (2.8%)	240 (51.3%)	146 (31.2%)	69 (14.7%)	468 (100%)
中国語 Chinese	Domes tic	286 (86.4%)	37 (11.2%)	6 (1.8%)	2 (0.6%)	331 (100%)
	Interna tional	97 (70.8%)	23 (16.8%)	4 (2.9%)	13 (9.5%)	137 (100%)
	総計	383 (81.8%)	60 (12.8%)	10 (2.1%)	15 (3.2%)	468 (100%)
韓国語 Korean	Domes tic	268 (81.0%)	45 (13.6%)	15 (4.5%)	3 (0.9%)	331 (100%)
	Interna tional	75 (54.7%)	15 (10.9%)		47 (34.3%)	137 (100%)
	総計	343 (73.3%)	60 (12.8%)	15 (3.2%)	50 (10.7%)	468 (100%)
マレー語・インドネシア語 Malay-Indonesian	Domes tic	315 (95.2%)	15 (4.5%)		1 (0.3%)	331 (100%)
	Interna tional	120 (87.6%)	8 (5.8%)		9 (6.6%)	137 (100%)
	総計	435 (92.9%)	23 (4.9%)		10 (2.1%)	468 (100%)
スペイン語 Spanish	Domes tic	310 (93.7%)	19 (5.7%)	2 (0.6%)		331 (100%)
	Interna tional	119 (86.9%)	17 (12.4%)		1 (0.7%)	137 (100%)
	総計	429 (91.7%)	36 (7.7%)	2 (0.4%)	1 (0.2%)	468 (100%)
タイ語 Thai	Domes tic	316 (95.5%)	12 (3.6%)	2 (0.6%)	1 (0.3%)	331 (100%)
	Interna tional	113 (82.5%)	6 (4.4%)	1 (0.7%)	17 (12.4%)	137 (100%)
	総計	429 (91.7%)	18 (3.8%)	3 (0.6%)	18 (3.8%)	468 (100%)
ベトナム語 Vietnamese	Domes tic	324 (97.9%)	6 (1.8%)	1 (0.3%)		331 (100%)
	Interna tional	119 (86.9%)	5 (3.6%)	1 (0.7%)	12 (8.8%)	137 (100%)
	総計	443 (94.7%)	11 (2.4%)	2 (0.4%)	12 (2.6%)	468 (100%)
その他 Other	Domes tic	317 (95.8%)	12 (3.6%)	2 (0.6%)		331 (100%)
	Interna tional	114 (83.2%)	5 (3.6%)	3 (2.2%)	15 (10.9%)	137 (100%)
	総計	431 (92.1%)	17 (3.6%)	5 (1.1%)	15 (3.2%)	468 (100%)
総計	2,908 (69%)	524 (12%)	250 (6%)	530 (13%)	4,212 (100%)	

Language 2/2

A01:Don't speak << Language >> A07:Native

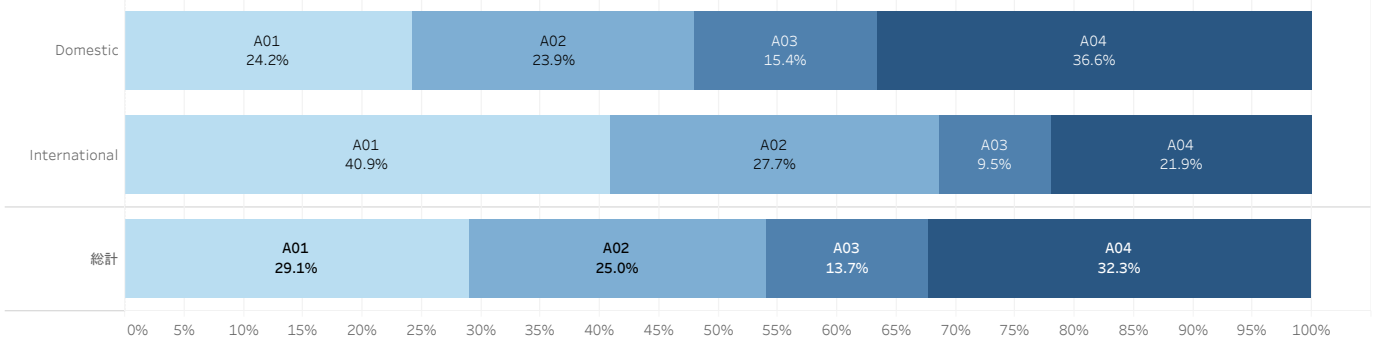
A01 A04 A05 A07



Oversea

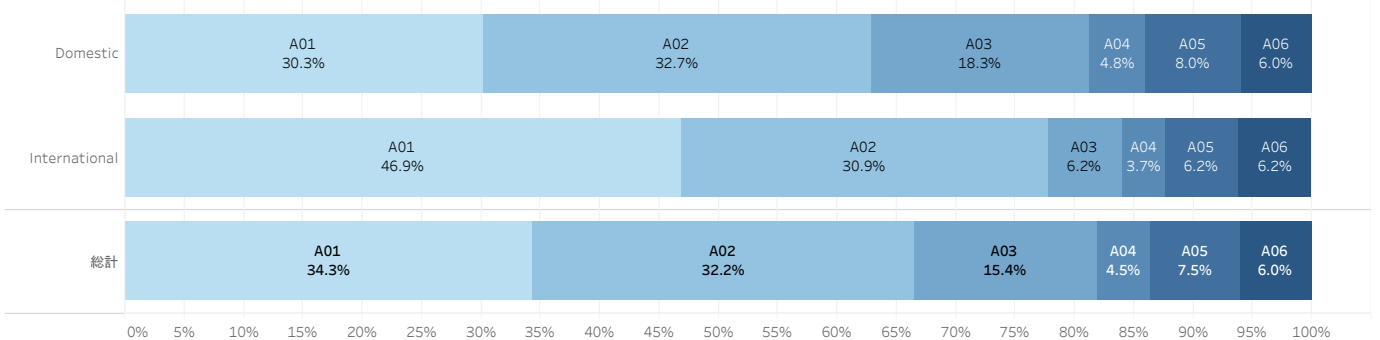
Q.APU在学中、大学が提供するプログラム以外で海外への渡航経験はありますか。(休学期間中や休暇中等) / Did you travel outside of Japan while you were at APU?
Examples include holiday travel and internships. Do NOT include programs offered by the University.

	A01 いいえ No	A02 はい(1カ国) Yes (1 country)	A03 はい(2カ国) Yes (2 countries)	A04 はい(3カ国以上) Yes (3 countries or more)	総計
Domestic	80 (24.2%)	79 (23.9%)	51 (15.4%)	121 (36.6%)	331 (100.0%)
International	56 (40.9%)	38 (27.7%)	13 (9.5%)	30 (21.9%)	137 (100.0%)
総計	136 (29.1%)	117 (25.0%)	64 (13.7%)	151 (32.3%)	468 (100.0%)



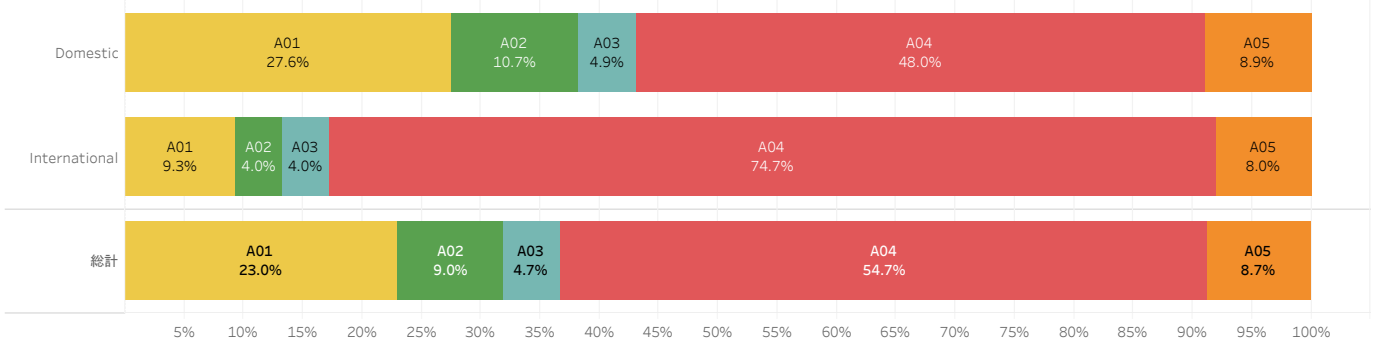
[海外にいた期間 / Duration] ※複数回答合算 / Multiple answers combined

	A01 1週間以内 Less than a week	A02 1ヶ月以内 Less than a month	A03 3ヶ月以内 Less than three months	A04 6ヶ月以内 Less than six months	A05 1年以内 Less than a year	A06 1年以上 One year or more	総計
Domestic	76 (30.3%)	82 (32.7%)	46 (18.3%)	12 (4.8%)	20 (8.0%)	15 (6.0%)	251 (100.0%)
International	38 (46.9%)	25 (30.9%)	5 (6.2%)	3 (3.7%)	5 (6.2%)	5 (6.2%)	81 (100.0%)
総計	114 (34.3%)	107 (32.2%)	51 (15.4%)	15 (4.5%)	25 (7.5%)	20 (6.0%)	332 (100.0%)



[海外渡航の目的 / Purpose] ※複数回答合算 / Multiple answers combined

	A01 語学研修 Language study	A02 インターンシップ Internship	A03 ワーキングホリデー Working holiday	A04 旅行 Vacation/ personal pleasure	A05 ボランティア Volunteering	総計
Domestic	62 (27.6%)	24 (10.7%)	11 (4.9%)	108 (48.0%)	20 (8.9%)	225 (100.0%)
International	7 (9.3%)	3 (4.0%)	3 (4.0%)	56 (74.7%)	6 (8.0%)	75 (100.0%)
総計	69 (23.0%)	27 (9.0%)	14 (4.7%)	164 (54.7%)	26 (8.7%)	300 (100.0%)



English Score

Q. 以下の英語テストについて、在学期間中の最高スコアを書いてください(受験していなければ " 0" を入力) / If you have taken the following English tests while enrolled at APU, what was your highest score? (Enter "0" if you have not taken any of these tests.)

※ 十分な英語力を認められた学生は、英語検定の受講義務が無い。 / Students with sufficient English proficiency are not required to attend an English proficiency test.

TOEFL-ITP (310-677)

	SQ001		総計
	TOEFL-ITP (a written test)		
	Domestic	International	
310+	5 1.51%		5 1.07%
400+	93 28.10%	2 1.46%	95 20.30%
500+	80 24.17%	2 1.46%	82 17.52%
600+	3 0.91%	2 1.46%	5 1.07%
No Score / Invalid Score	150 45.32%	131 95.62%	281 60.04%
総計	331 100.00%	137 100.00%	468 100.00%

TOEFL-iBT (0-120)

	TOEFL-iBT (on the computer)		総計
	Domestic	International	
40+	2 0.6%		2 0.4%
60+	5 1.5%	2 1.5%	7 1.5%
80+	7 2.1%	6 4.4%	13 2.8%
100+	2 0.6%	5 3.6%	7 1.5%
No Score / Invalid Score	315 95.2%	124 90.5%	439 93.8%
総計	331 100.0%	137 100.0%	468 100.0%

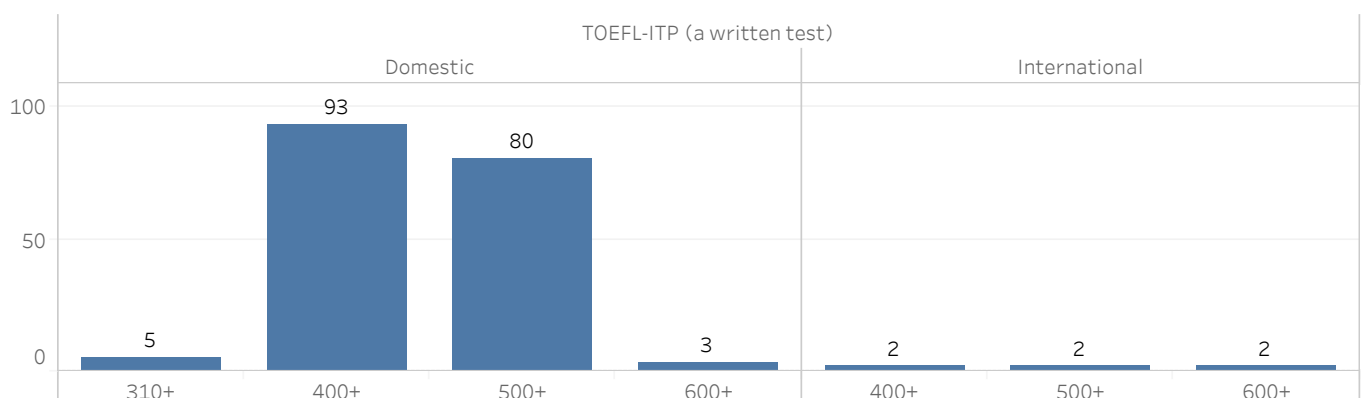
TOEIC-IP (10-990)

	TOEIC		総計
	Domestic	International	
400+	10 3.0%		10 2.1%
540+	55 16.6%	3 2.2%	58 12.4%
750+	62 18.7%	15 10.9%	77 16.5%
900+	9 2.7%	28 20.4%	37 7.9%
No Score / Invalid Score	195 58.9%	91 66.4%	286 61.1%
総計	331 100.0%	137 100.0%	468 100.0%

IELTS (1-9)

	IELTS		総計
	Domestic	International	
5-	2 0.6%		2 0.4%
5+	28 8.5%	2 1.5%	30 6.4%
6+	26 7.9%	9 6.6%	35 7.5%
7+	2 0.6%	8 5.8%	10 2.1%
8+		5 3.6%	5 1.1%
No Score / Invalid Score	273 82.5%	113 82.5%	386 82.5%
総計	331 100.0%	137 100.0%	468 100.0%

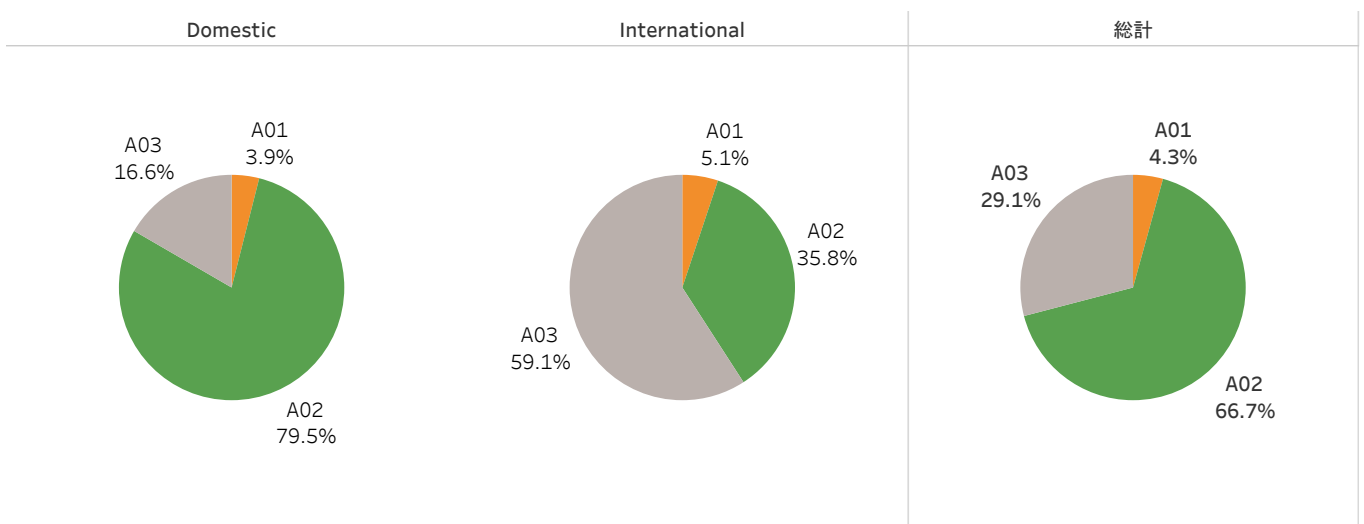
TOEFL-ITP



Career Path after graduation

Q. あなたの進路に関して/ Please tell us about your future plans. Have you decided on your career path, job, or further education?

			Domestic	International	総計
A01	(a)進学決定済み	(a) I have been accepted to a graduate or other program.	13 3.9%	7 5.1%	20 4.3%
A02	(b)就職決定済み	(b) I have secured employment.	263 79.5%	49 35.8%	312 66.7%
A03	(c)進路未定	(c) Not confirmed/undecided.	55 16.6%	81 59.1%	136 29.1%
総計			331 100.0%	137 100.0%	468 100.0%



Q. (c)進路未決定の方へ/ (c) If your plans are not yet confirmed or if you are undecided:

			Domestic	International	総計
A01	在学中に日本での就職活動をし、日本での就職活動継続予定	I looked for a job in Japan while enrolled, and will continue job hunting in Japan.	41 74.5%	28 34.6%	69 50.7%
A02	卒業後に日本以外の国で就職活動予定	I will look for a job in a country other than Japan after graduation.	9 16.4%	41 50.6%	50 36.8%
A03	日本の大学院などに進学受験中	I have applied to graduate school(s) in Japan.	3 5.5%		3 2.2%
A04	日本以外の大学院などに進学受験中	I have applied to graduate school(s) in a country other than Japan.	1 1.8%	8 9.9%	9 6.6%
A05	日本と日本以外、両方の大学院などに進学受験中	I have applied to graduate school(s) in Japan and other countries.	1 1.8%	4 4.9%	5 3.7%
総計			55 100.0%	81 100.0%	136 100.0%

